

S5730-HI Series Next-Generation Gigabit Agile Switches

The recently developed S5730-HI series switches are Huawei's next-generation agile switches that provide all-gigabit access and 10GE uplink ports and come with extended slots for expansion of uplink ports.

Introduction

Huawei S5730-HI series Gigabit Ethernet switches are next-generation agile switches that provide fixed all-gigabit access and 10GE uplink ports and come with one or two slots for expansion of uplink ports.

The S5730-HI series switches build on Huawei Versatile Routing Platform (VRP) to implement SDN functionality and enable service change on demand. With services and network convergence as the core, the switches provide the free mobility function to ensure consistent user experience.

The S5730-HI series switches support Super Virtual Fabric (SVF) that virtualizes the entire network into a single device for management. Additionally, the switches support flexible Ethernet networking, comprehensive VPN tunnel solutions, various security control methods, intelligent deployment, and simple operations & maintenance (O&M).



The S5730-HI series switches are the best choices for the access or aggregation layer of medium- or large-sized campus networks, and the core layer of branch or small-sized campus networks.










Product Overview


Models and Appearances

The following models are available in the S5730-HI series.

Models and appearances of the S5730-HI series

Appearance	Description
 S5730-36C-HI	<ul style="list-style-type: none"> • 24 10/100/1000Base-T Ethernet ports, 4 10GE SFP+ ports • One extended slot • 1+1 power backup, with AC, DC, or AC+DC power supply • Switching capacity: 758 Gbit/s
 S5730-36C-PWH-HI	<ul style="list-style-type: none"> • 24 10/100/1000Base-T Ethernet ports, 4 10GE SFP+ ports • One extended slot • 1+1 power backup, with AC, DC, or AC+DC power supply • PoE++ • Switching capacity: 758 Gbit/s

Appearance	Description
 <p>S5730-36C-HI-24S</p>	<ul style="list-style-type: none"> • 24 GE SFP ports, 8 of which are dual-purpose 10/100/1000 or SFP, 4 10GE SFP+ ports • One extended slot • 1+1 power backup, with AC, DC, or AC+DC power supply • Switching capacity: 758 Gbit/s
 <p>S5730-44C-HI</p>	<ul style="list-style-type: none"> • 24 10/100/1000Base-T Ethernet ports, 4 10GE SFP+ ports • Two extended slots • 1+1 power backup, with AC, DC, or AC+DC power supply • Switching capacity: 758 Gbit/s
 <p>S5730-44C-PWH-HI</p>	<ul style="list-style-type: none"> • 24 10/100/1000Base-T Ethernet ports, 4 10GE SFP+ ports • Two extended slots • 1+1 power backup, with AC, DC, or AC+DC power supply • PoE++ • Switching capacity: 758 Gbit/s
 <p>S5730-44C-HI-24S</p>	<ul style="list-style-type: none"> • 24 GE SFP ports, 8 of which are dual-purpose 10/100/1000 or SFP, 4 10GE SFP+ ports • Two extended slots • 1+1 power backup, with AC, DC, or AC+DC power supply • Switching capacity: 758 Gbit/s
 <p>S5730-60C-HI</p>	<ul style="list-style-type: none"> • 48 10/100/1000Base-T Ethernet ports, 4 10GE SFP+ ports • One extended slot • 1+1 power backup, with AC, DC, or AC+DC power supply • Switching capacity: 758 Gbit/s
 <p>S5730-60C-PWH-HI</p>	<ul style="list-style-type: none"> • 48 10/100/1000Base-T Ethernet ports, 4 10GE SFP+ ports • One extended slot • 1+1 power backup, with AC, DC, or AC+DC power supply • PoE++ • Switching capacity: 758 Gbit/s
 <p>S5730-60C-HI-48S</p>	<ul style="list-style-type: none"> • 48 GE SFP, 4 10GE SFP+ ports • One extended slot • 1+1 power backup, with AC, DC, or AC+DC power supply • Switching capacity: 758 Gbit/s
 <p>S5730-68C-HI</p>	<ul style="list-style-type: none"> • 48 10/100/1000Base-T Ethernet ports, 4 10GE SFP+ ports • Two extended slots • 1+1 power backup, with AC, DC, or AC+DC power supply • Switching capacity: 758 Gbit/s
 <p>S5730-68C-PWH-HI</p>	<ul style="list-style-type: none"> • 48 10/100/1000Base-T Ethernet ports, 4 10GE SFP+ ports • Two extended slots • 1+1 power backup, with AC, DC, or AC+DC power supply • PoE++ • Switching capacity: 758 Gbit/s

Appearance	Description
 <p>S5730-68C-HI-48S</p>	<ul style="list-style-type: none"> • 48 GE SFP, 4 10GE SFP+ ports • Two extended slots • 1+1 power backup, with AC, DC, or AC+DC power supply • Switching capacity: 758 Gbit/s


Card Types

The S5730-HI provides one or two slots for ES5D21X08T00 (8-port 10GBASE-T RJ45 rear interface card), ES5D21X08S00 (8-port 10GE SFP+ rear optical interface card) or ES5D21Q02Q00 (2-port 40GE QSFP+ rear interface card) for upstream connections.

ES5D21X08T00 (8-Port 10GBASE-T RJ45 Rear Interface Card)

The ES5D21X08T00 provides eight 10GBASE-T RJ45 ports for data access and line-rate switching. It can be installed in a rear card slot of the switch models listed in the following table. This card can be installed only in slot 1 of the switch models with dual slots.

Technical specifications of the ES5D21X08T00

Card Model	Technical Specifications	Applied Switch Model
 <p>ES5D21X08T00</p>	<ul style="list-style-type: none"> • Physical specifications: <ul style="list-style-type: none"> – Dimensions (W x D x H): 100 mm x 208 mm x 40 mm (3.94 in. x 8.19 in. x 1.57 in.) – Weight: 0.26 kg (0.57 lb) – Maximum power consumption: 22.1 W • Environment parameters: <ul style="list-style-type: none"> – Operating temperature: 0°C to 45°C (32°F to 113°F) – Relative humidity: 5% RH to 95% RH – Storage temperature: -40°C to +70°C (-40°F to +158°F) 	<ul style="list-style-type: none"> • S5730-36C-HI • S5730-36C-HI-24S • S5730-44C-HI (with the card installed only in slot 1) • S5730-44C-HI-24S (with the card installed only in slot 1) • S5730-36C-PWH-HI • S5730-44C-PWH-HI (with the card installed only in slot 1) • S5730-60C-HI • S5730-60C-HI-48S • S5730-68C-HI (with the card installed only in slot 1) • S5730-68C-HI-48S (with the card installed only in slot 1) • S5730-60C-PWH-HI • S5730-68C-PWH-HI (with the card installed only in slot 1)

NOTE

Cards shipped since June 2014 have an applicability label attached at the back. Notice the card model and applicable device series on the label to avoid installing a card into an inapplicable device.


Functions and features of the ES5D21X08T00

Function and Feature	Description
Basic function	Provides eight 10GE RJ45 ports for data access and line-rate switching.
Hot swap	Supported
Service ports for stacking	The service ports on the card can be used as stack ports.

ES5D21X08S00 (8-Port 10GE SFP+ Rear Optical Interface Card)

The ES5D21X08S00 provides eight 10GE SFP+ optical ports for data access and line-rate switching. It can be installed in a rear card slot of the switch models listed in the following table. This card can be installed only in slot 1 of the switch models with dual slots.

Technical specifications of the ES5D21X08S00

Card Model	Technical Specifications	Applied Switch Model
 <p>ES5D21X08S00</p>	<ul style="list-style-type: none"> Physical specifications: <ul style="list-style-type: none"> Dimensions (W x D x H): 100 mm x 208 mm x 40 mm (3.94 in. x 8.19 in. x 1.57 in.) Weight: 0.26 kg (0.57 lb) Maximum power consumption: 35.8 W Environment parameters: <ul style="list-style-type: none"> Operating temperature: 0°C to 45°C (32°F to 113°F) Relative humidity: 5% RH to 95% RH Storage temperature: -40°C to +70°C (-40°F to +158°F) 	<ul style="list-style-type: none"> S5730-36C-HI S5730-36C-HI-24S S5730-44C-HI (with the card installed only in slot 1) S5730-44C-HI-24S (with the card installed only in slot 1) S5730-36C-PWH-HI S5730-44C-PWH-HI (with the card installed only in slot 1) S5730-60C-HI S5730-60C-HI-48S S5730-68C-HI (with the card installed only in slot 1) S5730-68C-HI-48S (with the card installed only in slot 1) S5730-60C-PWH-HI S5730-68C-PWH-HI (with the card installed only in slot 1)

NOTE

Cards shipped since June 2014 have an applicability label attached at the back. Notice the card model and applicable device series on the label to avoid installing a card into an inapplicable device.


Functions and features of the ES5D21X08S00

Function and Feature	Description
Basic function	Provides eight 10GE SFP+ optical ports for data access and line-rate switching.
Hot swap	Supported

ES5D21Q02Q00 (2-Port 40 Gig QSFP+ Rear Interface Card)

The ES5D21Q02Q00 provides two 40GE QSFP+ optical ports for data access and line-rate switching. It can be installed in a rear card slot of the switch models listed in the following table. This card can be installed only in slot 1 of the switch models with dual slots.

Technical specifications of the ES5D21Q02Q00

Card Model	Technical Specifications	Applied Switch Model
	<ul style="list-style-type: none"> Physical specifications: <ul style="list-style-type: none"> Dimensions (W x D x H): 100 mm x 208 mm x 40 mm (3.9 in. x 8.2 in. x 1.6 in.) Weight: 0.92 kg (2.03 lb) 	<ul style="list-style-type: none"> S5730-36C-HI S5730-36C-HI-24S S5730-44C-HI (with the card installed only in slot 1) S5730-44C-HI-24S (with the card installed only in slot 1)

Card Model	Technical Specifications	Applied Switch Model
ES5D21Q02Q00	<ul style="list-style-type: none"> - Maximum power consumption: 9 W • Environment parameters: <ul style="list-style-type: none"> - Operating temperature: 0°C to 45°C (32°F to 113°F) - Relative humidity: 5% to 95% - Storage temperature: -40°C to +70°C (-40°F to +158°F) 	<ul style="list-style-type: none"> installed only in slot 1) • S5730-36C-PWH-HI • S5730-44C-PWH-HI (with the card installed only in slot 1) • S5730-60C-HI • S5730-60C-HI-48S • S5730-68C-HI (with the card installed only in slot 1) • S5730-68C-HI-48S (with the card installed only in slot 1) • S5730-60C-PWH-HI • S5730-68C-PWH-HI (with the card installed only in slot 1)

NOTE

Cards shipped since June 2014 have an applicability label attached at the back. Notice the card model and applicable device series on the label to avoid installing a card into an inapplicable device.


Functions and features of the ES5D21Q02Q00


Function and Feature	Description
Basic function	Provides two 40GE QSFP+ optical ports for data access and line-rate switching. Each 40GE port can be split into four 10GE ports.
Hot swap	Supported
Service port stacking	Ports on the card can be used as stack ports. NOTE A 40GE port cannot be used as a stack port after it is split into four 10GE ports.

Fan Module

The following table lists the fan module applicable to the S5730-HI.

Technical specifications of the fan module applicable to the S5730-HI series




Fan Module	Technical Specifications	Applied Switch Model
 FAN-028A-B	<ul style="list-style-type: none"> • Dimensions (W x D x H): 100 mm x 220 mm x 40 mm • Number of fans: 2 • Weight: 0.34 kg • Maximum power consumption: 12 W • Maximum fan speed: 16000±10% revolutions per minute (RPM) • Maximum wind rate: 28 cubic feet per minute (CFM) • Hot swap: Supported 	<ul style="list-style-type: none"> • S5730-36C-HI • S5730-36C-HI-24S • S5730-36C-PWH-HI • S5730-60C-HI • S5730-60C-PWH-HI <p>NOTE</p> <p>The S5730-44C/68C-HI series switches (including PoE and non-PoE models) have a built-in heat dissipation system. Customers do not need to purchase an additional fan module.</p>



Fan Module	Technical Specifications	Applied Switch Model
 <p>FAN-060B-B</p>	<ul style="list-style-type: none"> • Dimensions (W x D x H): 100 mm x 220 mm x 40 mm • Number of fan modules: 2 • Weight: 0.4 kg • Maximum power consumption: 32.6 W • Maximum fan speed: 19000±10% revolutions per minute (RPM) • Maximum wind rate: 64 cubic feet • Hot swap: Supported 	<ul style="list-style-type: none"> • S5730-60C-HI-48S


Power Supply

The following table lists the power supplies applicable to the S5730-HI.

Technical specifications of the power supplies applicable to the S5730-HI series

Power Module	Technical Specifications	Applied Switch Model
 <p>ES0W2PSA0150</p>	<ul style="list-style-type: none"> • Dimensions (W x D x H): 100 mm x 205 mm x 40 mm (3.9 in. x 8.1 in. x 1.6 in.) • Weight: 0.8 kg (1.76 lb) • Rated input voltage range: 100 V AC to 240 V AC, 50/60 Hz • Maximum input voltage range: 90 V AC to 264 V AC, 47 Hz to 63 Hz • Maximum input current: 3 A • Maximum output current: 12.5 A • Rated output voltage: 12 V • Maximum output power: 150 W • Hot swap: Supported 	<ul style="list-style-type: none"> • S5730-36C-HI • S5730-44C-HI • S5730-60C-HI • S5730-68C-HI • S5730-36C-HI-24S • S5730-44C-HI-24S
 <p>ES0W2PSD0150</p>	<ul style="list-style-type: none"> • Dimensions (W x D x H): 100 mm x 205 mm x 40 mm (3.9 in. x 8.1 in. x 1.6 in.) • Weight: 0.8 kg (1.76 lb) • Rated input voltage range: -48 V DC to -60 V DC • Maximum input voltage range: -36 V DC to -72 V DC • Maximum input current: 6 A • Maximum output current: 12.5 A • Rated output voltage: 12 V • Maximum output power: 150 W • Hot swap: Supported 	<ul style="list-style-type: none"> • S5730-36C-HI • S5730-44C-HI • S5730-60C-HI • S5730-68C-HI • S5730-36C-HI-24S • S5730-44C-HI-24S
 <p>PAC-500WA-BE</p>	<ul style="list-style-type: none"> • Dimensions (W x D x H): 100 mm x 205 mm x 40 mm (3.9 in. x 8.1 in. x 1.6 in.) • Weight: 1.06 kg (2.34 lb) • Rated input voltage range: 100 V AC to 240 V AC, 50/60 Hz • Maximum input voltage range: 90 V AC to 264 V AC, 47 Hz to 63 Hz 	<ul style="list-style-type: none"> • S5730-36C-PWH-HI • S5730-44C-PWH-HI • S5730-60C-PWH-HI • S5730-68C-PWH-HI • S5730-60C-HI-48S • S5730-68C-HI-48S

Power Module	Technical Specifications	Applied Switch Model
	<ul style="list-style-type: none"> • Maximum input current: 7 A to 3.5 A • Maximum output current: <ul style="list-style-type: none"> – +12 V: 10 A – -53.5 V: 7.11 A • Maximum output power: <ul style="list-style-type: none"> – +12 V: 120 W – -53.5 V: 380 W (PoE: 369.6 W) • Hot swap: Supported 	
 <p>PDC-650WA-BE</p>	<ul style="list-style-type: none"> • Dimensions (W x D x H): 100 mm x 205 mm x 40 mm (3.9 in. x 8.1 in. x 1.6 in.) • Weight: 0.83 kg (1.83 lb) • Rated input voltage range: -48 V DC to -60 V DC • Maximum input voltage range: -38.4 V DC to -72 V DC • Maximum input current: 20 A • Maximum output current: <ul style="list-style-type: none"> – +12 V: 22.5 A – -53.5 V: 7.11 A • Maximum output power: <ul style="list-style-type: none"> – PoE power: 369.6 W – Total power: 650 W • Hot swap: Supported 	<ul style="list-style-type: none"> • S5730-36C-PWH-HI • S5730-44C-PWH-HI • S5730-60C-PWH-HI • S5730-68C-PWH-HI • S5730-60C-HI-48S • S5730-68C-HI-48S
 <p>PAC1000D5412</p>	<ul style="list-style-type: none"> • Dimensions (W x D x H): 99 mm x 204 mm x 42 mm (3.9 in. x 8.1 in. x 1.7 in.) • Weight: 1.1 kg (2.43 lb) • Rated input voltage range: <ul style="list-style-type: none"> – 100 V AC to 240 V AC, 50/60 Hz – 240 V DC • Maximum input voltage range: <ul style="list-style-type: none"> – 90 V AC to 290 V AC, 47 Hz to 63 Hz – 190 V DC to 290 V DC • Input current: <ul style="list-style-type: none"> – 100 V AC to 130 V AC: 12 A – 200 V AC to 240 V AC: 6 A – 240 V DC: 8A • Maximum output current: <ul style="list-style-type: none"> – +12 V: 20.84 A – -53.5 V: 14.58 A • Maximum output power: <ul style="list-style-type: none"> – PoE: 754.6 W – Total: 1000 W • Hot swap: Supported 	<ul style="list-style-type: none"> • S5730-36C-PWH-HI • S5730-44C-PWH-HI • S5730-60C-PWH-HI • S5730-68C-PWH-HI

Power Module	Technical Specifications	Applied Switch Model
 <p>W2PSA1150</p>	<ul style="list-style-type: none"> • Dimensions (W x D x H): 100.0 mm x 281.0 mm x 41.4 mm (3.9 in. x 11.1 in. x 1.63 in.) • Weight: < 1.6 kg (3.53 lb) • Rated input voltage range: 100 V AC to 240 V AC, 50/60 Hz • Maximum input voltage range: 90 V AC to 290 V AC, 45 Hz to 65 Hz • Input current: 10 A • Maximum output current: <ul style="list-style-type: none"> - +12 V: 29.17 A - -53.5 V: 14.95 A • Maximum output power: <ul style="list-style-type: none"> - PoE power: 785.4 W (220 V)/446.6 W (110 V) - Total power: 1150 W (220 V)/800 W (110 V) • Hot swap: Supported 	<ul style="list-style-type: none"> • S5730-36C-PWH-HI • S5730-44C-PWH-HI • S5730-60C-PWH-HI • S5730-68C-PWH-HI

NOTE

The S5730-HI has no power supplies by default. Customers can purchase one or two AC/DC power supplies when or after purchasing the switch.

The S5730-HI supports multiple power supply options, including dual-power and PoE.

Dual-Power (Non-PoE)

Dual-power models (non-PoE) use pluggable power supplies and provide two power slots. When a switch has two power supplies installed, the power supplies work in 1+1 backup mode to power the switch. The switch supports dual AC power supplies, dual DC power supplies, as well as mixed insertion of AC and DC power supplies.

Power supply options supported by the S5730-HI series

Model	Power Supply 1	Power Supply 2
S5730-36C-HI	ES0W2PSA0150 (150 W-AC) or ES0W2PSD0150 (150 W-DC)	ES0W2PSA0150 (150 W-AC) or ES0W2PSD0150 (150 W-DC)
S5730-44C-HI	ES0W2PSA0150 (150 W-AC) or ES0W2PSD0150 (150 W-DC)	ES0W2PSA0150 (150 W-AC) or ES0W2PSD0150 (150 W-DC)
S5730-60C-HI	ES0W2PSA0150 (150 W-AC) or ES0W2PSD0150 (150 W-DC)	ES0W2PSA0150 (150 W-AC) or ES0W2PSD0150 (150 W-DC)
S5730-68C-HI	ES0W2PSA0150 (150 W-AC) or ES0W2PSD0150 (150 W-DC)	ES0W2PSA0150 (150 W-AC) or ES0W2PSD0150 (150 W-DC)
S5730-36C-HI-24S	ES0W2PSA0150 (150 W-AC) or ES0W2PSD0150 (150 W-DC)	ES0W2PSA0150 (150 W-AC) or ES0W2PSD0150 (150 W-DC)
S5730-44C-HI-24S	ES0W2PSA0150 (150 W-AC) or ES0W2PSD0150 (150 W-DC)	ES0W2PSA0150 (150 W-AC) or ES0W2PSD0150 (150 W-DC)
S5730-60C-HI-48S	PAC-500WA-BE (500 W-AC) or PDC-650WA-BE (650 W-DC)	PAC-500WA-BE (500 W-AC) or PDC-650WA-BE (650 W-DC)
S5730-68C-HI-48S	PAC-500WA-BE (500 W-AC) or PDC-650WA-BE (650 W-DC)	PAC-500WA-BE (500 W-AC) or PDC-650WA-BE (650 W-DC)

PoE/PoE+

PWH in the model name indicates a PoE-capable switch, which supports IEEE 802.3af-compliant PoE, 802.3at-compliant PoE+, and 802.3bt-compliant PoE++. Each port delivers 15.4 W PoE, 30 W PoE+, or 60 W PoE++ power capacity. Each PoE-capable S5730-HI switch has two power slots for pluggable PoE power supplies.

Power supply options supported by the PoE-capable S5730-HI series

Model	Power Supply 1	Power Supply 2	PoE Power Supply	Number of PoE Ports
S5730-36C-PWH-HI	500 W/600 W	-	369.6 W	<ul style="list-style-type: none"> PoE (15.4 W): 24 PoE+ (30 W): 12 PoE++ (60 W): 6
	500 W/600 W	500 W/600 W	739.2 W	<ul style="list-style-type: none"> PoE (15.4 W): 24 PoE+ (30 W): 24 PoE++ (60 W): 12
	1000 W (220 V)	-	754.6 W	<ul style="list-style-type: none"> PoE (15.4 W): 24 PoE+ (30 W): 24 PoE++ (60 W): 12
	1000 W (220 V)	1000 W (220 V)	1440 W	<ul style="list-style-type: none"> PoE (15.4 W): 24 PoE+ (30 W): 24 PoE++ (60 W): 24
	1000 W (110 V)	-	754.6 W	<ul style="list-style-type: none"> PoE (15.4 W): 24 PoE+ (30 W): 24 PoE++ (60 W): 12
	1000 W (110 V)	1000 W (110 V)	1440 W	<ul style="list-style-type: none"> PoE (15.4 W): 24 PoE+ (30 W): 24 PoE++ (60 W): 24
	1000 W (220 V)	1150 W (220 V)	1440 W	<ul style="list-style-type: none"> PoE (15.4 W): 24 PoE+ (30 W): 24 PoE++ (60 W): 24
	1150 W (220 V)	1000 W (220 V)	1440 W	<ul style="list-style-type: none"> PoE (15.4 W): 24 PoE+ (30 W): 24 PoE++ (60 W): 24
	1000 W (110 V)	1150 W (110 V)	893.2 W	<ul style="list-style-type: none"> PoE (15.4 W): 24 PoE+ (30 W): 24 PoE++ (60 W): 14
	1150 W (110 V)	1000 W (110 V)	893.2 W	<ul style="list-style-type: none"> PoE (15.4 W): 24 PoE+ (30 W): 24 PoE++ (60 W): 14
	1150 W (220 V)	-	785.4 W	<ul style="list-style-type: none"> PoE (15.4 W): 24 PoE+ (30 W): 24 PoE++ (60 W): 13
	1150 W (220 V)	1150 W (220 V)	1440W	<ul style="list-style-type: none"> PoE (15.4 W): 24 PoE+ (30 W): 24

Model	Power Supply 1	Power Supply 2	PoE Power Supply	Number of PoE Ports
				<ul style="list-style-type: none"> PoE++ (60 W): 24
	1150 W (110 V)	-	446.6 W	<ul style="list-style-type: none"> PoE (15.4 W): 24 PoE+ (30 W): 14 PoE++ (60 W): 7
	1150 W (110 V)	1150 W (110 V)	893.2 W	<ul style="list-style-type: none"> PoE (15.4 W): 24 PoE+ (30 W): 24 PoE++ (60 W): 14
S5730-44C-PWH-HI	500 W	-	369.6 W	<ul style="list-style-type: none"> PoE (15.4 W): 24 PoE+ (30 W): 12 PoE++ (60 W): 6
	500 W	500 W	739.2 W	<ul style="list-style-type: none"> PoE (15.4 W): 24 PoE+ (30 W): 24 PoE++ (60 W): 12
	650 W	-	350 W	<ul style="list-style-type: none"> PoE (15.4 W): 22 PoE+ (30 W): 11 PoE++ (60 W): 5
	650 W	500 W/650 W	700 W	<ul style="list-style-type: none"> PoE (15.4 W): 24 PoE+ (30 W): 23 PoE++ (60 W): 11
	500 W/650 W	650 W		
	1000 W (220 V)	-	754.6 W	<ul style="list-style-type: none"> PoE (15.4 W): 24 PoE+ (30 W): 24 PoE++ (60 W): 12
	1000 W (220 V)	1000 W (220 V)	1440 W	<ul style="list-style-type: none"> PoE (15.4 W): 24 PoE+ (30 W): 24 PoE++ (60 W): 24
	1000 W (110 V)	-	754.6 W	<ul style="list-style-type: none"> PoE (15.4 W): 24 PoE+ (30 W): 24 PoE++ (60 W): 12
	1000 W (110 V)	1000 W (110 V)	1440 W	<ul style="list-style-type: none"> PoE (15.4 W): 24 PoE+ (30 W): 24 PoE++ (60 W): 24
	1000 W (220 V)	1150 W (220 V)	1440 W	<ul style="list-style-type: none"> PoE (15.4 W): 24 PoE+ (30 W): 24 PoE++ (60 W): 24
	1150 W (220 V)	1000 W (220 V)	1440 W	<ul style="list-style-type: none"> PoE (15.4 W): 24 PoE+ (30 W): 24 PoE++ (60 W): 24
	1000 W (110 V)	1150 W (110 V)	893.2 W	<ul style="list-style-type: none"> PoE (15.4 W): 24 PoE+ (30 W): 24 PoE++ (60 W): 14

Model	Power Supply 1	Power Supply 2	PoE Power Supply	Number of PoE Ports
	1150 W (110 V)	1000 W (110 V)	893.2 W	<ul style="list-style-type: none"> PoE (15.4 W): 24 PoE+ (30 W): 24 PoE++ (60 W): 14
	1150 W (220 V)	-	785.4 W	<ul style="list-style-type: none"> PoE (15.4 W): 24 PoE+ (30 W): 24 PoE++ (60 W): 13
	1150 W (220 V)	1150 W (220 V)	1440 W	<ul style="list-style-type: none"> PoE (15.4 W): 24 PoE+ (30 W): 24 PoE++ (60 W): 24
	1150 W (110 V)	-	446.6 W	<ul style="list-style-type: none"> PoE (15.4 W): 24 PoE+ (30 W): 14 PoE++ (60 W): 7
	1150 W (110 V)	1150 W (110 V)	893.2 W	<ul style="list-style-type: none"> PoE (15.4 W): 24 PoE+ (30 W): 24 PoE++ (60 W): 14
S5730-60C-PWH-HI	500 W/600 W	-	369.6 W	<ul style="list-style-type: none"> PoE (15.4 W): 24 PoE+ (30 W): 12 PoE++ (60 W): 6
	500 W/600 W	500 W/600 W	739.2 W	<ul style="list-style-type: none"> PoE (15.4 W): 48 PoE+ (30 W): 24 PoE++ (60 W): 12
	1000 W (220 V)	-	754.6 W	<ul style="list-style-type: none"> PoE (15.4 W): 48 PoE+ (30 W): 25 PoE++ (60 W): 12
	1000 W (220 V)	1000 W (220 V)	1440 W	<ul style="list-style-type: none"> PoE (15.4 W): 48 PoE+ (30 W): 48 PoE++ (60 W): 24
	1000 W (110 V)	-	754.6 W	<ul style="list-style-type: none"> PoE (15.4 W): 48 PoE+ (30 W): 25 PoE++ (60 W): 12
	1000 W (110 V)	1000 W (110 V)	1440 W	<ul style="list-style-type: none"> PoE (15.4 W): 48 PoE+ (30 W): 48 PoE++ (60 W): 24
	1000 W (220 V)	1150 W (220 V)	1440 W	<ul style="list-style-type: none"> PoE (15.4 W): 48 PoE+ (30 W): 48 PoE++ (60 W): 24
	1150 W (220 V)	1000 W (220 V)	1440 W	<ul style="list-style-type: none"> PoE (15.4 W): 48 PoE+ (30 W): 48 PoE++ (60 W): 24
	1000 W (110 V)	1150 W (110 V)	893.2 W	<ul style="list-style-type: none"> PoE (15.4 W): 48

Model	Power Supply 1	Power Supply 2	PoE Power Supply	Number of PoE Ports
				<ul style="list-style-type: none"> PoE+ (30 W): 29 PoE++ (60 W): 14
	1150 W (110 V)	1000 W (110 V)	893.2 W	<ul style="list-style-type: none"> PoE (15.4 W): 48 PoE+ (30 W): 29 PoE++ (60 W): 14
	1150 W (220 V)	-	785.4 W	<ul style="list-style-type: none"> PoE (15.4 W): 48 PoE+ (30 W): 26 PoE++ (60 W): 13
	1150 W (220 V)	1150 W (220 V)	1440W	<ul style="list-style-type: none"> PoE (15.4 W): 48 PoE+ (30 W): 48 PoE++ (60 W): 24
	1150 W (110 V)	-	446.6 W	<ul style="list-style-type: none"> PoE (15.4 W): 29 PoE+ (30 W): 14 PoE++ (60 W): 7
	1150 W (110 V)	1150 W (110 V)	893.2 W	<ul style="list-style-type: none"> PoE (15.4 W): 48 PoE+ (30 W): 29 PoE++ (60 W): 14
S5730-68C-PWH-HI	500 W	-	369.6 W	<ul style="list-style-type: none"> PoE (15.4 W): 24 PoE+ (30 W): 12 PoE++ (60 W): 6
	500 W	500 W	739.2 W	<ul style="list-style-type: none"> PoE (15.4 W): 48 PoE+ (30 W): 24 PoE++ (60 W): 12
	650 W	-	350 W	<ul style="list-style-type: none"> PoE (15.4 W): 22 PoE+ (30 W): 11 PoE++ (60 W): 5
	650 W	500 W/650 W	700 W	<ul style="list-style-type: none"> PoE (15.4 W): 48 PoE+ (30 W): 23 PoE++ (60 W): 11
	500 W/650 W	650 W		<ul style="list-style-type: none"> PoE (15.4 W): 48 PoE+ (30 W): 23 PoE++ (60 W): 11
	1000 W (220 V)	-	754.6 W	<ul style="list-style-type: none"> PoE (15.4 W): 48 PoE+ (30 W): 25 PoE++ (60 W): 12
	1000 W (220 V)	1000 W (220 V)	1440 W	<ul style="list-style-type: none"> PoE (15.4 W): 48 PoE+ (30 W): 48 PoE++ (60 W): 24
	1000 W (110 V)	-	754.6 W	<ul style="list-style-type: none"> PoE (15.4 W): 48 PoE+ (30 W): 25 PoE++ (60 W): 12
	1000 W (110 V)	1000 W (110 V)	1440 W	<ul style="list-style-type: none"> PoE (15.4 W): 48 PoE+ (30 W): 48

Model	Power Supply 1	Power Supply 2	PoE Power Supply	Number of PoE Ports
				<ul style="list-style-type: none"> PoE++ (60 W): 24
	1000 W (220 V)	1150 W (220 V)	1440 W	<ul style="list-style-type: none"> PoE (15.4 W): 48 PoE+ (30 W): 48 PoE++ (60 W): 24
	1150 W (220 V)	1000 W (220 V)	1440 W	<ul style="list-style-type: none"> PoE (15.4 W): 48 PoE+ (30 W): 48 PoE++ (60 W): 24
	1000 W (110 V)	1150 W (110 V)	893.2 W	<ul style="list-style-type: none"> PoE (15.4 W): 48 PoE+ (30 W): 29 PoE++ (60 W): 14
	1150 W (110 V)	1000 W (110 V)	893.2 W	<ul style="list-style-type: none"> PoE (15.4 W): 48 PoE+ (30 W): 29 PoE++ (60 W): 14
	1150 W (220 V)	-	785.4 W	<ul style="list-style-type: none"> PoE (15.4 W): 48 PoE+ (30 W): 26 PoE++ (60 W): 13
	1150 W (220 V)	1150 W (220 V)	1440 W	<ul style="list-style-type: none"> PoE (15.4 W): 48 PoE+ (30 W): 48 PoE++ (60 W): 24
	1150 W (110 V)	-	446.6 W	<ul style="list-style-type: none"> PoE (15.4 W): 29 PoE+ (30 W): 14 PoE++ (60 W): 7
	1150 W (110 V)	1150 W (110 V)	893.2 W	<ul style="list-style-type: none"> PoE (15.4 W): 48 PoE+ (30 W): 29 PoE++ (60 W): 14

NOTE

When a switch has two power supplies installed, the two power supplies work in redundancy mode to provide power for the switch and in load balancing mode to provide power for powered devices (PDs).

Product Features and Highlights

Enabling Networks to Be More Agile for Services

- The S5730-HI delivers flexible packet processing and traffic control capabilities to meet current and future service requirements, helping build a highly scalable network.
- In addition to capabilities of traditional switches, the S5730-HI provides open interfaces and supports user-defined forwarding behavior. Enterprises can use the open interfaces to develop new protocols and functions independently or jointly with equipment vendors to build campus networks meeting their own needs.

Delivering Abundant Services More Agilely

- This S5730-HI provides the integrated WLAN AC function that can manage 1,000 APs, reducing the costs of purchasing additional WLAN AC hardware. The wireless forwarding performance reaches up to 543 Gbit/s, breaking the forwarding performance bottleneck of an external WLAN AC. With this switch series, customers can stay ahead in the high-speed wireless era.

NOTE

The wireless forwarding performance is calculated based on 1024-byte packets.

- With the unified user management function, the S5730-HI authenticates both wired and wireless users, ensuring a consistent user experience irrespective of the access terminals. The unified user management function supports various authentication methods, including 802.1X, MAC address, and Portal authentication, and is capable of managing users based on user groups, domains, and time ranges. These functions visualize user and service management and boost the transformation from device-centric management to user-centric management.

Providing Refined Network Management More Agilely

- The S5730-HI uses the Packet Conservation Algorithm for Internet (iPCA) technology that changes the traditional method of using simulated traffic for fault location. iPCA technology can monitor network quality for any service flow anywhere and anytime, without extra costs. It can detect temporary service interruptions in a very short time and can identify faulty ports accurately. This cutting-edge fault detection technology turns "extensive management" to "refined management."
- The S5730-HI supports Two-Way Active Measurement Protocol (TWAMP) to accurately check any IP link and obtain the entire network's IP performance. This protocol eliminates the need of using a dedicated probe or a proprietary protocol.
- The S5730-HI supports SVF and functions as a parent switch. With this virtualization technology, a physical network with the "Small-sized core/aggregation switches + Access switches + APs" structure can be virtualized into a "super switch", greatly simplifying network management.
- With the EasyDeploy function, the S5730-HI manages access switches in a similar way that an AC manages APs. In deployment, access switches and APs can go online with zero-touch configuration. In the EasyDeploy solution, the Commander collects topology information about the connected clients and stores the clients' startup information based on the topology. Clients can be replaced with zero-touch configuration. The Commander can deliver configurations and scripts to clients in batches and query the delivery results. In addition, the Commander can collect and display information about power consumption on the entire network.

Intelligent O&M

- The S5730-HI provides telemetry technology to collect device data in real time and send the data to Huawei campus network analyzer CampusInsight. The CampusInsight analyzes network data based on the intelligent fault identification algorithm, accurately displays the real-time network status, effectively demarcates and locates faults in a timely manner, and identifies network problems that affect user experience, accurately guaranteeing user experience.
- The S5730-HI supports a variety of intelligent O&M features for audio and video services, including the enhanced Media Delivery Index (eMDI). With this eMDI function, the switch can function as a monitored node to periodically conduct statistics and report audio and video service indicators to the CampusInsight platform. In this way, the CampusInsight platform can quickly demarcate audio and video service quality faults based on the results of multiple monitored nodes.

Intelligent Upgrade

- Switches support the intelligent upgrade feature. Specifically, switches obtain the version upgrade path and download the newest version for upgrade from the Huawei Online Upgrade Platform (HOUP). The entire upgrade process is highly automated and achieves one-click upgrade. In addition, preloading the version is supported, which greatly shortens the upgrade time and service interruption time.
- The intelligent upgrade feature greatly simplifies device upgrade operations and makes it possible for the customer to upgrade the version independently. This greatly reduces the customer's maintenance costs. In addition, the upgrade policies on the HOUP platform standardize the upgrade operations, which greatly reduces the risk of upgrade failures.

Comprehensive VPN Technologies

- The S5730-HI supports the MPLS function, and can be used as access devices of high-quality enterprise leased line. The S5730-HI allows users in different VPNs to connect to the same switch and isolates users through multi-instance routing. Users in multiple VPNs connect to a provider edge (PE) device through the same physical port on the switch, which reduces the cost on VPN network deployment.

Enhanced QoS Control Mechanism

- The S5730-HI provides excellent QoS capabilities and supports queue scheduling and congestion control algorithms. Additionally, it adopts innovative priority queuing and multi-level scheduling mechanisms to implement fine-grained scheduling of data flows, meeting service quality requirements of different user terminals and services.

- The S5730-HI implements complex traffic classification based on packet information, such as the 5-tuple, IP preference, ToS, DSCP, IP protocol type, ICMP type, TCP source port, VLAN ID, Ethernet protocol type, and CoS. ACLs can be applied to the inbound or outbound direction of a port.
- The S5730-HI supports flow-based two-rate three-color CAR. Each port supports eight priority queues, multiple queue scheduling algorithms, such as WRR, DRR, SP, WRR+SP, and DRR+SP, and WRED that is a congestion avoidance algorithm. All of these features ensure high-quality voice, video, and data services.

Flexible Ethernet Networking

- In addition to traditional Spanning Tree Protocol (STP), Rapid Spanning Tree Protocol (RSTP), and Multiple Spanning Tree Protocol (MSTP), the S5730-HI supports Huawei-developed Smart Ethernet Protection (SEP) technology and the latest Ethernet Ring Protection Switching (ERPS) standard. SEP is a ring protection protocol specific to the Ethernet link layer, and applies to various ring network topologies, such as open ring topology, closed ring topology, and cascading ring topology. This protocol is reliable and easy to maintain, and implements fast protection switching within 50 ms. ERPS is defined in ITU-T G.8032. It implements millisecond-level protection switching based on traditional Ethernet MAC and bridging functions.
- The S5730-HI supports Smart Link and Virtual Router Redundancy Protocol (VRRP), which implement backup of uplinks. One S5730-HI switch can connect to multiple aggregation switches through multiple links, significantly improving reliability of access devices.
- The S5730-HI has large table sizes and 512 MB buffer, coping with the fast growth of data volume in the big data era. With the support for 256K MAC addresses, 512K FIB entries, the S5730-HI meets the requirements of educational networks and metro area networks and allows the access of a large number of terminals. The S5730-HI is the best choice in cloud computing era.

Various Security Control Methods

- The S5730-HI supports 802.1X authentication, MAC address authentication, Portal authentication, and hybrid authentication, and can dynamically deliver user policies such as VLANs, QoS policies, and access control lists (ACLs). It also supports user management based on user groups.
- The S5730-HI provides a series of mechanisms to defend against DoS and user-targeted attacks. DoS attacks are targeted at switches and include SYN flood, Land, Smurf, and ICMP flood attacks. User-targeted attacks include bogus DHCP server attacks, IP/MAC address spoofing, DHCP request flood, and change of the DHCP CHADDR value.
- The S5730-HI sets up and maintains a DHCP snooping binding table, and discards the packets that do not match the table entries. You can specify DHCP snooping trusted and untrusted ports to ensure that users connect only to the authorized DHCP server.
- The S5730-HI supports strict ARP learning, which prevents ARP spoofing attackers from exhausting ARP entries.
- The S5730-HI supports MAC security (MACSec) that enables hop-by-hop secure data transmission. The S5730-HI can be applied to scenarios that pose high requirements on data confidentiality, such as government and finance sectors.

Mature IPv6 Features

- The S5730-HI is developed based on the mature, stable VRP and supports IPv4/IPv6 dual stacks, IPv6 routing protocols (RIPng, OSPFv3, BGP4+, and IS-IS for IPv6). With these IPv6 features, the S5730-HI can be deployed on a pure IPv4 network, a pure IPv6 network, or a shared IPv4/IPv6 network, helping achieve IPv4-to-IPv6 transition.

Intelligent Stack (iStack)

- The S5730-HI supports intelligent stack (iStack). This technology combines multiple switches into a single logical switch. Member switches in a stack implement redundancy backup to improve device reliability and use inter-device link aggregation to improve link reliability. iStack ensures path failover within 200 milliseconds and implements hitless master/backup switchover.
- iStack provides high network scalability. You can increase a stack's ports, bandwidth, and processing capacity by simply adding member switches.
- iStack also simplifies device configuration and management. After a stack is set up, up to nine physical switches can be virtualized into one logical device. You can log in to any member switch in the stack to manage all the member switches in the stack.

PoE Features

- Perpetual PoE: When a PoE switch is rebooted after the software version is upgraded, the power supply to PDs is not interrupted. This capability ensures that PDs are not powered off during the switch reboot.

- **Fast PoE:** PoE switches can supply power to PDs within 10 seconds after they are powered on. This is different from common switches that generally take 1 to 3 minutes to start to supply power to PDs. When a PoE switch reboots due to a power failure, the PoE switch continues to supply power to the PDs immediately after being powered on without waiting until it finishes reboot. This greatly shortens the power failure time of PDs.
- **PoE++ Power Supply:** The S5730-HI series PoE switches provide a maximum of 60 W PoE output power on a single interface, and can provide power for high-power terminals such as APs and surveillance cameras. This solves the problem of power supply in specific scenarios.

NOTE

For more information about PoE, visit

<https://e.huawei.com/en/material/onLineView?materialid=e28cc3ad158140e8af1547bc510ecd34>

VXLAN Features

- VXLAN is used to construct a Unified Virtual Fabric (UVF). As such, multiple service networks or tenant networks can be deployed on the same physical network, and service and tenant networks are isolated from each other. This capability truly achieves 'one network for multiple purposes'. The resulting benefits include enabling data transmission of different services or customers, reducing the network construction costs, and improving network resource utilization.
- The S5730-HI series switches are VXLAN-capable and allow centralized and distributed VXLAN gateway deployment modes. These switches also support the BGP EVPN protocol for dynamically establishing VXLAN tunnels and can be configured using NETCONF/YANG.

NOTE

For detailed information about VXLAN, visit huawei.com

Big Data-Powered Security Collaboration

- Agile switches use NetStream to collect campus network data and then report such data to the Huawei Cybersecurity Intelligence System (HiSec Insight). The purposes of doing so are to detect network security threats, display the security posture across the entire network, and enable automated or manual response to security threats. The HiSec Insight delivers the security policies to the Agile Controller. The Agile Controller then delivers such policies to agile switches that will handle security events accordingly. All these ensure campus network security.
- The S5730-HI supports Encrypted Communication Analytics (ECA). It uses built-in ECA probes to extract characteristics of encrypted streams based on NetStream sampling and Service Awareness (SA), generates metadata, and reports the metadata to Huawei Cybersecurity Intelligence System (HiSec Insight). It uses the AI algorithm to train the traffic model and compare characteristics of extracted encrypted traffic to identify malicious traffic. The HiSec Insight displays detection results on the GUI, provides threat handling suggestions, and automatically isolates threats with the Agile Controller to ensure campus network security.
- The S5730-HI supports deception. It functions as a sensor to detect threats such as IP address scanning and port scanning on a network and lures threat traffic to the honeypot for further checks. The honeypot performs in-depth interaction with the initiator of the threat traffic, records various application-layer attack methods of the initiator, and reports security logs to the HiSec Insight. The HiSec Insight analyzes security logs. If the HiSec Insight determines that the suspicious traffic is an attack, it generates an alarm and provides handling suggestions. After the administrator confirms the alarm, the HiSec Insight delivers a policy to the Agile Controller. The Agile Controller delivers the policy to the switch for security event processing, ensuring campus network security.

Open Programmability System (OPS)

- Open Programmability System (OPS) is an open programmable system based on the Python language. IT administrators can program the O&M functions of a switch through Python scripts to quickly innovate functions and implement intelligent O&M.

High-Performance VRP Software System

- Huawei S series switches build on a unified Versatile Routing Platform (VRP) software system, meeting the growing network scale and the evolving Internet technologies and guaranteeing network services and network quality.
- VRP is a network operating system developed by Huawei with independent intellectual property rights. It can run on multiple hardware platforms and provide unified network, user, and management views. VRP provides flexible application solutions for users. In addition, VRP is a future-proof platform that maximally protects customer investments.

- The VRP platform is focused on IP services and uses a component-based architecture to provide more than 300 features. Besides, VRP stands out for its application-based tailorable and scalable capabilities.

Product Specifications

Functions and Features

The following table lists the functions and features available on the S5730-HI.

Function and feature metrics for the S5730-HI series

Function and Feature		Description	S5730-36C-HI S5730-36C-HI-24S S5730-36C-PWH-HI	S5730-44C-HI S5730-44C-HI-24S S5730-44C-PWH-HI	S5730-60C-HI S5730-60C-HI-48S S5730-60C-PWH-HI	S5730-68C-HI S5730-68C-HI-48S S5730-68C-PWH-HI
Ethernet features	Ethernet basics	Full-duplex, half-duplex, and auto-negotiation	Yes	Yes	Yes	Yes
		Rate auto-negotiation on an interface	Yes	Yes	Yes	Yes
		Flow control on an interface	Yes	Yes	Yes	Yes
		Jumbo frames	Yes	Yes	Yes	Yes
		Link aggregation	Yes	Yes	Yes	Yes
		Load balancing among links of a trunk	Yes	Yes	Yes	Yes
		Transparent transmission of Layer 2 protocol packets	Yes	Yes	Yes	Yes
		Device Link Detection Protocol (DLDP)	Yes	Yes	Yes	Yes
		Link Layer Discovery Protocol (LLDP)	Yes	Yes	Yes	Yes
		Link Layer Discovery Protocol-Media Endpoint Discovery (LLDP-MED)	Yes	Yes	Yes	Yes
		Interface isolation	Yes	Yes	Yes	Yes
		Broadcast traffic suppression on an interface	Yes	Yes	Yes	Yes
		Multicast traffic suppression on an interface	Yes	Yes	Yes	Yes

Function and Feature		Description	S5730-36C-HI S5730-36C-HI-24S S5730-36C-PWH-HI	S5730-44C-HI S5730-44C-HI-24S S5730-44C-PWH-HI	S5730-60C-HI S5730-60C-HI-48S S5730-60C-PWH-HI	S5730-68C-HI S5730-68C-HI-48S S5730-68C-PWH-HI
		Unknown unicast traffic suppression on an interface	Yes	Yes	Yes	Yes
		VLAN broadcast traffic suppression	Yes	Yes	Yes	Yes
		VLAN multicast traffic suppression	Yes	Yes	Yes	Yes
		VLAN unknown unicast traffic suppression	Yes	Yes	Yes	Yes
	VLAN	VLAN specification	4094	4094	4094	4094
		VLANIF interface specification	1024	1024	1024	1024
		Access mode	Yes	Yes	Yes	Yes
		Trunk mode	Yes	Yes	Yes	Yes
		Hybrid mode	Yes	Yes	Yes	Yes
		QinQ mode	Yes	Yes	Yes	Yes
		Default VLAN	Yes	Yes	Yes	Yes
		VLAN assignment based on interfaces	Yes	Yes	Yes	Yes
		VLAN assignment based on protocols	Yes	Yes	Yes	Yes
		VLAN assignment based on IP subnets	Yes	Yes	Yes	Yes
		VLAN assignment based on MAC addresses	Yes	Yes	Yes	Yes
		VLAN assignment based on MAC address + IP address	Yes	Yes	Yes	Yes
		VLAN assignment based on MAC address + IP address + interface number	Yes	Yes	Yes	Yes
		Adding double VLAN tags to packets based on interfaces	Yes	Yes	Yes	Yes
		Super-VLAN	Yes	Yes	Yes	Yes
	Super-VLAN	256	256	256	256	

Function and Feature		Description	S5730-36C-HI S5730-36C-HI-24S S5730-36C-PWH-HI	S5730-44C-HI S5730-44C-HI-24S S5730-44C-PWH-HI	S5730-60C-HI S5730-60C-HI-48S S5730-60C-PWH-HI	S5730-68C-HI S5730-68C-HI-48S S5730-68C-PWH-HI
		specification				
		Sub-VLAN	Yes	Yes	Yes	Yes
		Sub-VLAN specification	1K	1K	1K	1K
		VLAN mapping	Yes	Yes	Yes	Yes
		Selective QinQ	Yes	Yes	Yes	Yes
		MUX VLAN	Yes	Yes	Yes	Yes
		Voice VLAN	Yes	Yes	Yes	Yes
		Guest VLAN	Yes	Yes	Yes	Yes
	GVRP	GARP	Yes	Yes	Yes	Yes
		GVRP	Yes	Yes	Yes	Yes
	VCMP	VCMP	Yes	Yes	Yes	Yes
	MAC	MAC address	256K	256K	256K	256K
		Automatic learning of MAC addresses	Yes	Yes	Yes	Yes
		Automatic aging of MAC addresses	Yes	Yes	Yes	Yes
		Static, dynamic, and blackhole MAC address entries	Yes	Yes	Yes	Yes
		Interface-based MAC address learning limiting	Yes	Yes	Yes	Yes
		Sticky MAC	Yes	Yes	Yes	Yes
		MAC address flapping detection	Yes	Yes	Yes	Yes
		Configuring MAC address learning priorities for interfaces	Yes	Yes	Yes	Yes
		MAC address spoofing defense	Yes	Yes	Yes	Yes
		Port bridge	Yes	Yes	Yes	Yes
	ARP	Static ARP	Yes	Yes	Yes	Yes
		Dynamic ARP	Yes	Yes	Yes	Yes
		ARP entry	128K	128K	128K	128K

Function and Feature		Description	S5730-36C-HI S5730-36C-HI-24S S5730-36C-PWH-HI	S5730-44C-HI S5730-44C-HI-24S S5730-44C-PWH-HI	S5730-60C-HI S5730-60C-HI-48S S5730-60C-PWH-HI	S5730-68C-HI S5730-68C-HI-48S S5730-68C-PWH-HI
		ARP aging detection	Yes	Yes	Yes	Yes
		Intra-VLAN proxy ARP	Yes	Yes	Yes	Yes
		Inter-VLAN proxy ARP	Yes	Yes	Yes	Yes
		Routed proxy ARP	Yes	Yes	Yes	Yes
		Multi-egress-interface ARP	Yes	Yes	Yes	Yes
Ethernet loop protection	MSTP	STP	Yes	Yes	Yes	Yes
		RSTP	Yes	Yes	Yes	Yes
		MSTP	Yes	Yes	Yes	Yes
		VBST	Yes	Yes	Yes	Yes
		BPDU protection	Yes	Yes	Yes	Yes
		Root protection	Yes	Yes	Yes	Yes
		Loop protection	Yes	Yes	Yes	Yes
		Defense against TC BPDUs attacks	Yes	Yes	Yes	Yes
	Loopback detection	Loop detection on an interface	Yes	Yes	Yes	Yes
	SEP	SEP	Yes	Yes	Yes	Yes
	Smart Link	Smart Link	Yes	Yes	Yes	Yes
		Smart Link multi-instance	Yes	Yes	Yes	Yes
		Monitor Link	Yes	Yes	Yes	Yes
	RRPP	RRPP	Yes	Yes	Yes	Yes
		Single RRPP ring	Yes	Yes	Yes	Yes
		Tangent RRPP ring	Yes	Yes	Yes	Yes
		Intersecting RRPP ring	Yes	Yes	Yes	Yes
		Hybrid networking of RRPP rings and other ring networks	Yes	Yes	Yes	Yes
	ERPS	G.8032 v1	Yes	Yes	Yes	Yes
		G.8032 v2	Yes	Yes	Yes	Yes
		ERPS semi-ring	Yes	Yes	Yes	Yes

Function and Feature		Description	S5730-36C-HI S5730-36C-HI-24S S5730-36C-PWH-HI	S5730-44C-HI S5730-44C-HI-24S S5730-44C-PWH-HI	S5730-60C-HI S5730-60C-HI-48S S5730-60C-PWH-HI	S5730-68C-HI S5730-68C-HI-48S S5730-68C-PWH-HI
		topology				
		ERPS closed-ring topology	Yes	Yes	Yes	Yes
IPv4/IPv6 forwarding	IPv4 and unicast routing	IPv4 static routing	Yes	Yes	Yes	Yes
		VRF	Yes	Yes	Yes	Yes
		DHCP client	Yes	Yes	Yes	Yes
		DHCP server	Yes	Yes	Yes	Yes
		DHCP relay	Yes	Yes	Yes	Yes
		DHCP policy VLAN	Yes	Yes	Yes	Yes
		URPF check	Yes	Yes	Yes	Yes
		Routing policies	Yes	Yes	Yes	Yes
		IPv4 routes	512K	512K	512K	512K
		RIPv1	Yes	Yes	Yes	Yes
		RIPv2	Yes	Yes	Yes	Yes
		OSPF	Yes	Yes	Yes	Yes
		BGP	Yes	Yes	Yes	Yes
		MBGP	Yes	Yes	Yes	Yes
		IS-IS	Yes	Yes	Yes	Yes
	Policy-based routing (PBR)	Yes	Yes	Yes	Yes	
	Multicast routing features	IGMPv1/v2/v3	Yes	Yes	Yes	Yes
		PIM-DM	Yes	Yes	Yes	Yes
		PIM-SM	Yes	Yes	Yes	Yes
		MSDP	Yes	Yes	Yes	Yes
		IPv4 multicast routes	16K	16K	16K	16K
		IPv6 multicast routes	16K	16K	16K	16K
		Multicast routing policies	Yes	Yes	Yes	Yes
		RPF	Yes	Yes	Yes	Yes
	IPv6 features	IPv6 protocol stack	Yes	Yes	Yes	Yes
		ND	Yes	Yes	Yes	Yes
		ND entry	64K	64K	64K	64K

Function and Feature		Description	S5730-36C-HI S5730-36C-HI-24S S5730-36C-PWH-HI	S5730-44C-HI S5730-44C-HI-24S S5730-44C-PWH-HI	S5730-60C-HI S5730-60C-HI-48S S5730-60C-PWH-HI	S5730-68C-HI S5730-68C-HI-48S S5730-68C-PWH-HI
		ND snooping	Yes	Yes	Yes	Yes
		DHCPv6 snooping	Yes	Yes	Yes	Yes
		RIPng	Yes	Yes	Yes	Yes
		DHCPv6 server	Yes	Yes	Yes	Yes
		DHCPv6 relay	Yes	Yes	Yes	Yes
		OSPFv3	Yes	Yes	Yes	Yes
		BGP4+	Yes	Yes	Yes	Yes
		IS-IS for IPv6	Yes	Yes	Yes	Yes
		IPv6 routes	64K	64K	64K	64K
		VRRP6	Yes	Yes	Yes	Yes
		MLDv1/v2	Yes	Yes	Yes	Yes
		PIM-DM for IPv6	Yes	Yes	Yes	Yes
		PIM-SM for IPv6	Yes	Yes	Yes	Yes
	IPv6 transition technology	IPv6 manual tunneling	Yes	Yes	Yes	Yes
Layer 2 multicast features	-	IGMPv1/v2/v3 snooping	Yes	Yes	Yes	Yes
		IGMP snooping proxy	Yes	Yes	Yes	Yes
		MLD snooping	Yes	Yes	Yes	Yes
		Multicast traffic suppression	Yes	Yes	Yes	Yes
		Inter-VLAN multicast replication	Yes	Yes	Yes	Yes
MPLS & VPN	MPLS basic functions	LDP protocol	Yes	Yes	Yes	Yes
		Double MPLS labels	Yes	Yes	Yes	Yes
		Mapping from 802.1p priorities to EXP priorities in MPLS packets	Yes	Yes	Yes	Yes
		Mapping from DSCP priorities to EXP priorities in MPLS packets	Yes	Yes	Yes	Yes
	MPLS TE	MPLS-TE tunnel	Yes	Yes	Yes	Yes

Function and Feature		Description	S5730-36C-HI S5730-36C-HI-24S S5730-36C-PWH-HI	S5730-44C-HI S5730-44C-HI-24S S5730-44C-PWH-HI	S5730-60C-HI S5730-60C-HI-48S S5730-60C-PWH-HI	S5730-68C-HI S5730-68C-HI-48S S5730-68C-PWH-HI
		establishment				
		MPLS-TE tunnel specification	256	256	256	256
		MPLS-TE protection group	Yes	Yes	Yes	Yes
	VPN	MCE	Yes	Yes	Yes	Yes
		GRE tunneling	Yes	Yes	Yes	Yes
		GRE tunnel specification	512	512	512	512
		VLL	Yes	Yes	Yes	Yes
		PWE3	Yes	Yes	Yes	Yes
		VPLS	Yes	Yes	Yes	Yes
		MPLS L3VPN	Yes	Yes	Yes	Yes
IPSec Efficient VPN	Yes	Yes	Yes	Yes		
Device reliability	BFD	Single-hop BFD	Yes	Yes	Yes	Yes
		BFD for static routes	Yes	Yes	Yes	Yes
		BFD for OSPF	Yes	Yes	Yes	Yes
		BFD for IS-IS	Yes	Yes	Yes	Yes
		BFD for BGP	Yes	Yes	Yes	Yes
		BFD for PIM	Yes	Yes	Yes	Yes
		BFD for VRRP	Yes	Yes	Yes	Yes
	Stacking	Service interface-based stacking	Yes	Yes	Yes	Yes
		Maximum number of stacked devices	9	9	9	9
		Stack bandwidth (Unidirectional)	Up to 120 Gbit/s	Up to 120 Gbit/s	Up to 120 Gbit/s	Up to 120 Gbit/s
VRRP	VRRP standard protocol	Yes	Yes	Yes	Yes	
Ethernet OAM	EFM (802.3ah)	Automatic discovery of links	Yes	Yes	Yes	Yes
		Link fault detection	Yes	Yes	Yes	Yes
		Link troubleshooting	Yes	Yes	Yes	Yes
		Remote loopback	Yes	Yes	Yes	Yes

Function and Feature		Description	S5730-36C-HI S5730-36C-HI-24S S5730-36C-PWH-HI	S5730-44C-HI S5730-44C-HI-24S S5730-44C-PWH-HI	S5730-60C-HI S5730-60C-HI-48S S5730-60C-PWH-HI	S5730-68C-HI S5730-68C-HI-48S S5730-68C-PWH-HI
	CFM (802.1ag)	Software-level CCM	Yes	Yes	Yes	Yes
		802.1ag MAC ping	Yes	Yes	Yes	Yes
		802.1ag MAC trace	Yes	Yes	Yes	Yes
	OAM association	Association between 802.1ag and 802.3ah	Yes	Yes	Yes	Yes
	Y.1731	Unidirectional delay and jitter measurement	Yes	Yes	Yes	Yes
		Bidirectional delay and jitter measurement	Yes	Yes	Yes	Yes
QoS features	Traffic classification	Traffic classification based on ACLs	Yes	Yes	Yes	Yes
		Matching the simple domains of packets	Yes	Yes	Yes	Yes
	Traffic behavior	Traffic filtering	Yes	Yes	Yes	Yes
		Traffic policing (CAR)	Yes	Yes	Yes	Yes
		Modifying the packet priorities	Yes	Yes	Yes	Yes
		Modifying the simple domains of packets	Yes	Yes	Yes	Yes
		Modifying the packet VLANs	Yes	Yes	Yes	Yes
	Traffic shaping	Traffic shaping on an egress interface	Yes	Yes	Yes	Yes
		Traffic shaping on queues on an interface	Yes	Yes	Yes	Yes
	Congestion avoidance	Weighted Random Early Detection (WRED) on queues	Yes	Yes	Yes	Yes
		Tail drop	Yes	Yes	Yes	Yes
	Congestion management	Priority Queuing (PQ)	Yes	Yes	Yes	Yes
		Weighted Deficit Round Robin (WDRR)	Yes	Yes	Yes	Yes
		PQ+WDRR	Yes	Yes	Yes	Yes

Function and Feature		Description	S5730-36C-HI S5730-36C-HI-24S S5730-36C-PWH-HI	S5730-44C-HI S5730-44C-HI-24S S5730-44C-PWH-HI	S5730-60C-HI S5730-60C-HI-48S S5730-60C-PWH-HI	S5730-68C-HI S5730-68C-HI-48S S5730-68C-PWH-HI
		Weighted Round Robin (WRR)	Yes	Yes	Yes	Yes
		PQ+WRR	Yes	Yes	Yes	Yes
ACL	Packet filtering at Layer 2 to Layer 4	Number of rules per IPv4 ACL	4K	4K	4K	4K
		Number of rules per IPv6 ACL	2K	2K	2K	2K
		Basic IPv4 ACL	Yes	Yes	Yes	Yes
		Advanced IPv4 ACL	Yes	Yes	Yes	Yes
		Basic IPv6 ACL	Yes	Yes	Yes	Yes
		Advanced IPv6 ACL	Yes	Yes	Yes	Yes
		Layer 2 ACL	Yes	Yes	Yes	Yes
		User group ACL	Yes	Yes	Yes	Yes
		User-defined ACL	Yes	Yes	Yes	Yes
Configuration and maintenance	Login and configuration management	Command line interface (CLI)-based configuration	Yes	Yes	Yes	Yes
		Console terminal service	Yes	Yes	Yes	Yes
		Telnet terminal service	Yes	Yes	Yes	Yes
		SSH v1.5	Yes	Yes	Yes	Yes
		SSH v2.0	Yes	Yes	Yes	Yes
		SNMP-based NMS for unified configuration	Yes	Yes	Yes	Yes
		Web page-based configuration and management	Yes	Yes	Yes	Yes
		EasyDeploy (client)	Yes	Yes	Yes	Yes
		EasyDeploy (commander)	Yes	Yes	Yes	Yes
		SVF	Yes	Yes	Yes	Yes
	Cloud management	Yes	Yes	Yes	Yes	
OPS	Yes	Yes	Yes	Yes		
File	Directory and file	Yes	Yes	Yes	Yes	

Function and Feature		Description	S5730-36C-HI S5730-36C-HI-24S S5730-36C-PWH-HI	S5730-44C-HI S5730-44C-HI-24S S5730-44C-PWH-HI	S5730-60C-HI S5730-60C-HI-48S S5730-60C-PWH-HI	S5730-68C-HI S5730-68C-HI-48S S5730-68C-PWH-HI
	system	management				
		File upload and download	Yes	Yes	Yes	Yes
	Monitoring and maintenance	Deception	Yes	Yes	Yes	Yes
		ECA	Yes	Yes	Yes	Yes
		eMDI	Yes	Yes	Yes	Yes
		Hardware monitoring	Yes	Yes	Yes	Yes
		Log information output	Yes	Yes	Yes	Yes
		Alarm information output	Yes	Yes	Yes	Yes
		Debugging information output	Yes	Yes	Yes	Yes
		Port mirroring	Yes	Yes	Yes	Yes
		Flow mirroring	Yes	Yes	Yes	Yes
		Remote mirroring	Yes	Yes	Yes	Yes
	Energy saving	Yes	Yes	Yes	Yes	
	Version upgrade	Version upgrade	Yes	Yes	Yes	Yes
Version rollback		Yes	Yes	Yes	Yes	
Security	ARP security	ARP packet rate limiting	Yes	Yes	Yes	Yes
		ARP anti-spoofing	Yes	Yes	Yes	Yes
		Association between ARP and STP	Yes	Yes	Yes	Yes
		ARP gateway anti-collision	Yes	Yes	Yes	Yes
		Dynamic ARP Inspection (DAI)	Yes	Yes	Yes	Yes
		Static ARP Inspection (SAI)	Yes	Yes	Yes	Yes
		Egress ARP Inspection (EAI)	Yes	Yes	Yes	Yes
	IP security	ICMP attack defense	Yes	Yes	Yes	Yes
		IPSG for IPv4	Yes	Yes	Yes	Yes
		IPSG user capacity	3000	3000	3000	3000

Function and Feature		Description	S5730-36C-HI S5730-36C-HI-24S S5730-36C-PWH-HI	S5730-44C-HI S5730-44C-HI-24S S5730-44C-PWH-HI	S5730-60C-HI S5730-60C-HI-48S S5730-60C-PWH-HI	S5730-68C-HI S5730-68C-HI-48S S5730-68C-PWH-HI
		IPSG for IPv6	Yes	Yes	Yes	Yes
		IPSGv6 user capacity	1500	1500	1500	1500
	Local attack defense	CPU attack defense	Yes	Yes	Yes	Yes
	MFF	MFF	Yes	Yes	Yes	Yes
	DHCP snooping	DHCP snooping	Yes	Yes	Yes	Yes
		Option 82 function	Yes	Yes	Yes	Yes
		Dynamic rate limiting for DHCP packets	Yes	Yes	Yes	Yes
	Attack defense	Defense against malformed packet attacks	Yes	Yes	Yes	Yes
		Defense against UDP flood attacks	Yes	Yes	Yes	Yes
		Defense against TCP SYN flood attacks	Yes	Yes	Yes	Yes
		Defense against ICMP flood attacks	Yes	Yes	Yes	Yes
		Defense against packet fragment attacks	Yes	Yes	Yes	Yes
		Local URPF	Yes	Yes	Yes	Yes
	User access and authentication	AAA	Local authentication	Yes	Yes	Yes
Local authorization			Yes	Yes	Yes	Yes
RADIUS authentication			Yes	Yes	Yes	Yes
RADIUS authorization			Yes	Yes	Yes	Yes
RADIUS accounting			Yes	Yes	Yes	Yes
HWTACACS authentication			Yes	Yes	Yes	Yes
HWTACACS authorization			Yes	Yes	Yes	Yes
HWTACACS accounting			Yes	Yes	Yes	Yes
NAC		802.1X	Yes	Yes	Yes	Yes

Function and Feature		Description	S5730-36C-HI S5730-36C-HI-24S S5730-36C-PWH-HI	S5730-44C-HI S5730-44C-HI-24S S5730-44C-PWH-HI	S5730-60C-HI S5730-60C-HI-48S S5730-60C-PWH-HI	S5730-68C-HI S5730-68C-HI-48S S5730-68C-PWH-HI
		authentication				
		MAC address authentication	Yes	Yes	Yes	Yes
		Portal authentication	Yes	Yes	Yes	Yes
		Hybrid authentication	Yes	Yes	Yes	Yes
	MACSec	MACSec	Yes	Yes	Yes	Yes
	Policy association	Functioning as the control device	Yes	Yes	Yes	Yes
Network management	-	Ping	Yes	Yes	Yes	Yes
		Tracert	Yes	Yes	Yes	Yes
		NQA	Yes	Yes	Yes	Yes
		NTP	Yes	Yes	Yes	Yes
		iPCA	Yes	Yes	Yes	Yes
		NetStream	Yes	Yes	Yes	Yes
		SNMP v1	Yes	Yes	Yes	Yes
		SNMP v2c	Yes	Yes	Yes	Yes
		SNMP v3	Yes	Yes	Yes	Yes
		HTTP	Yes	Yes	Yes	Yes
		HTTPS	Yes	Yes	Yes	Yes
		RMON	Yes	Yes	Yes	Yes
		RMON2	Yes	Yes	Yes	Yes
		NETCONF/YANG	Yes	Yes	Yes	Yes
WLAN	-	AP management	Yes	Yes	Yes	Yes
		Number of managed APs	1K	1K	1K	1K
		Radio management	Yes	Yes	Yes	Yes
		WLAN service management	Yes	Yes	Yes	Yes
		WLAN QoS	Yes	Yes	Yes	Yes
		WLAN security	Yes	Yes	Yes	Yes
		WLAN user management	Yes	Yes	Yes	Yes
VXLAN	-	VXLAN Layer 2	Yes	Yes	Yes	Yes

Function and Feature		Description	S5730-36C-HI S5730-36C-HI-24S S5730-36C-PWH-HI	S5730-44C-HI S5730-44C-HI-24S S5730-44C-PWH-HI	S5730-60C-HI S5730-60C-HI-48S S5730-60C-PWH-HI	S5730-68C-HI S5730-68C-HI-48S S5730-68C-PWH-HI
		gateway				
		VXLAN Layer 3 gateway	Yes	Yes	Yes	Yes
		Centralized gateway	Yes	Yes	Yes	Yes
		Distributed gateway	Yes	Yes	Yes	Yes
		BGP-EVPN	Yes	Yes	Yes	Yes
		BGP-EVPN neighbor capacity	256	256	256	256
Interoperability	-	VLAN-based Spanning Tree (VBST)	Yes	Yes	Yes	Yes
		Link-type Negotiation Protocol (LNP)	Yes	Yes	Yes	Yes
		VLAN Central Management Protocol (VCMP)	Yes	Yes	Yes	Yes

NOTE

This content is applicable only to regions outside mainland China. Huawei reserves the right to interpret this content.

Hardware Specifications

The following table lists the hardware specifications of the S5730-HI.

Hardware specifications of non-PoE-capable S5730-HI models

Item		S5730-36C-HI	S5730-44C-HI	S5730-60C-HI	S5730-68C-HI
Physical specifications	Chassis dimensions (W x D x H, mm)	442 x 420 x 44.4	442 x 420 x 44.4	442 x 420 x 44.4	442 x 420 x 44.4
	Chassis height	1 U	1 U	1 U	1 U
	Chassis weight (full configuration weight, including weight of packaging materials)	8.6 kg (18.96 lb)	8.5 kg (18.74 lb)	8.8 kg (19.40 lb)	8.5 kg (18.74 lb)
Fixed port	GE port	24	24	48	48
	10GE port	4	4	4	4
Flexible card	Card slot	1	2	1	2
	Card type	<ul style="list-style-type: none"> 8-port Ethernet 10GBASE-T 	<ul style="list-style-type: none"> Slot 1: <ul style="list-style-type: none"> 8-port 	<ul style="list-style-type: none"> 8-port Ethernet 10GBASE-T 	<ul style="list-style-type: none"> Slot 1: <ul style="list-style-type: none"> 8-port

Item		S5730-36C-HI	S5730-44C-HI	S5730-60C-HI	S5730-68C-HI
		interface card (non-GE-capable) <ul style="list-style-type: none"> • 2-port 40GE QSFP+ interface card • 8-port 10GE SFP+ interface card (GE-capable) 	Ethernet 10GBASE-T interface card (non-GE-capable) <ul style="list-style-type: none"> - 2-port 40GE QSFP+ interface card - 8-port 10GE SFP+ interface card (GE-capable) <ul style="list-style-type: none"> • Slot 2: Cards are not supported at present. 	interface card (non-GE-capable) <ul style="list-style-type: none"> • 2-port 40GE QSFP+ interface card • 8-port 10GE SFP+ interface card (the last four ports are GE-capable.) 	Ethernet 10GBASE-T interface card (non-GE-capable) <ul style="list-style-type: none"> - 2-port 40GE QSFP+ interface card - 8-port 10GE SFP+ interface card (the last four ports are GE-capable.) <ul style="list-style-type: none"> • Slot 2: Cards are not supported at present.
	Card specification	For details about cards, see the section Card Types .	For details about cards, see the section Card Types .	For details about cards, see the section Card Types .	For details about cards, see the section Card Types .
Management port	ETH port	Supported	Supported	Supported	Supported
	Console port (RJ45)	Supported	Supported	Supported	Supported
	USB port	USB 2.0	USB 2.0	USB 2.0	USB 2.0
CPU	Frequency	1.5 GHz	1.5 GHz	1.5 GHz	1.5 GHz
	Cores	8	8	8	8
Storage	Memory (RAM)	4 GB	2 GB	4 GB	2 GB
	Flash memory	Hardware: 1 GB, of which 624 MB is available for users <p>NOTE</p> The S5730-36C-HI and S5730-60C-HI support SSD cards (240 GB).	Hardware: 1 GB, of which 624 MB is available for users <p>NOTE</p> The S5730-36C-HI and S5730-60C-HI support SSD cards (240 GB).	Hardware: 1 GB, of which 624 MB is available for users <p>NOTE</p> The S5730-36C-HI and S5730-60C-HI support SSD cards (240 GB).	Hardware: 1 GB, of which 624 MB is available for users <p>NOTE</p> The S5730-36C-HI and S5730-60C-HI support SSD cards (240 GB).
Power supply system	Power supply type	<ul style="list-style-type: none"> • 150 W AC • 150 W DC (pluggable) 	<ul style="list-style-type: none"> • 150 W AC • 150 W DC (pluggable) 	<ul style="list-style-type: none"> • 150 W AC • 150 W DC (pluggable) 	<ul style="list-style-type: none"> • 150 W AC • 150 W DC (pluggable)
	Power supply specification	For details about power supplies, see the section Power Supply .	For details about power supplies, see the section Power Supply .	For details about power supplies, see the section Power Supply .	For details about power supplies, see the section Power Supply .
	Rated voltage	<ul style="list-style-type: none"> • AC: 100 V AC 	<ul style="list-style-type: none"> • AC: 100 V AC 	<ul style="list-style-type: none"> • AC: 100 V AC 	<ul style="list-style-type: none"> • AC: 100 V AC

Item		S5730-36C-HI	S5730-44C-HI	S5730-60C-HI	S5730-68C-HI
	range	to 240 V AC; 50/60 Hz • DC: -48 V DC to -60 V DC	to 240 V AC; 50/60 Hz • DC: -48 V DC to -60 V DC	to 240 V AC; 50/60 Hz • DC: -48 V DC to -60 V DC	to 240 V AC; 50/60 Hz • DC: -48 V DC to -60 V DC
	Maximum voltage range	• AC: 90 V AC to 264 V AC; 47-63 Hz • DC: -36 V DC to -72 V DC	• AC: 90 V AC to 264 V AC; 47-63 Hz • DC: -36 V DC to -72 V DC	• AC: 90 V AC to 264 V AC; 47-63 Hz • DC: -36 V DC to -72 V DC	• AC: 90 V AC to 264 V AC; 47-63 Hz • DC: -36 V DC to -72 V DC
	Maximum input current	• 150 W AC: 3 A • 150 W DC: 6 A	• 150 W AC: 3 A • 150 W DC: 6 A	• 150 W AC: 3 A • 150 W DC: 6 A	• 150 W AC: 3 A • 150 W DC: 6 A
	Maximum power consumption of the device	74 W	76.5 W	87.7 W	88.05 W
	Power consumption in the case of 30% traffic load ¹	58 W	54 W	70 W	62 W
	Power consumption in the case of 100% traffic load ¹	62 W	56 W	75 W	68 W
Heat dissipation system	Heat dissipation mode	Air-cooled heat dissipation and intelligent fan speed adjustment	Air-cooled heat dissipation and intelligent fan speed adjustment	Air-cooled heat dissipation and intelligent fan speed adjustment	Air-cooled heat dissipation and intelligent fan speed adjustment
	Number of fan modules	Pluggable dual fans	3	Pluggable dual fans	3
	Airflow	Air flows in from the left and right sides, and exhausts from the rear panel	Air flows in from the left side and exhausts from the right side	Air flows in from the left and right sides as well as the front panel, and exhausts from the rear panel	Air flows in from the left side and exhausts from the right side
	Maximum heat dissipation of the device (BTU/hour)	253	263	300.00	300
Environment parameters	Long-term operating temperature	• 0-1800 m: 0°C to 45°C • 1800-5000 m: The operating temperature decreases 1°C every time the altitude increases 220 m.	• 0-1800 m: 0°C to 45°C • 1800-5000 m: The operating temperature decreases 1°C every time the altitude increases 220 m.	• 0-1800 m: 0°C to 45°C • 1800-5000 m: The operating temperature decreases 1°C every time the altitude increases 220 m.	• 0-1800 m: 0°C to 45°C • 1800-5000 m: The operating temperature decreases 1°C every time the altitude increases 220 m.
	Short-term operating temperature	• 0-1800 m: -5°C to +50°C • 1800-5000 m:	• 0-1800 m: -5°C to +50°C • 1800-5000 m:	• 0-1800 m: -5°C to +50°C • 1800-5000 m:	• 0-1800 m: -5°C to +50°C • 1800-5000 m:

Item	S5730-36C-HI	S5730-44C-HI	S5730-60C-HI	S5730-68C-HI
	<p>The operating temperature decreases 1°C every time the altitude increases 220 m.</p> <p>NOTE</p> <p>Short term indicates that the successive operating time is no more than 96 hours, the total operating time is no more than 360 hours, or the number of times the operating temperature is over 45°C is no more than 15 in a year.</p>	<p>The operating temperature decreases 1°C every time the altitude increases 220 m.</p> <p>NOTE</p> <p>Short term indicates that the successive operating time is no more than 96 hours, the total operating time is no more than 360 hours, or the number of times the operating temperature is over 45°C is no more than 15 in a year.</p>	<p>The operating temperature decreases 1°C every time the altitude increases 220 m.</p> <p>NOTE</p> <p>Short term indicates that the successive operating time is no more than 96 hours, the total operating time is no more than 360 hours, or the number of times the operating temperature is over 45°C is no more than 15 in a year.</p>	<p>The operating temperature decreases 1°C every time the altitude increases 220 m.</p> <p>NOTE</p> <p>Short term indicates that the successive operating time is no more than 96 hours, the total operating time is no more than 360 hours, or the number of times the operating temperature is over 45°C is no more than 15 in a year.</p>
Storage temperature	-40°C to +70°C	-40°C to +70°C	-40°C to +70°C	-40°C to +70°C
Relative humidity	5%–95% (non-condensing)	5%–95% (non-condensing)	5%–95% (non-condensing)	5%–95% (non-condensing)
Operating altitude	<ul style="list-style-type: none"> AC: 5000 m DC: 2000 m 	<ul style="list-style-type: none"> AC: 5000 m DC: 2000 m 	<ul style="list-style-type: none"> AC: 5000 m DC: 2000 m 	<ul style="list-style-type: none"> AC: 5000 m DC: 2000 m
Noise under normal temperature (sound power)	52.9 dB(A)	55.6 dB(A)	52.9 dB(A)	55.6 dB(A)
Noise under high temperature (sound power)	74.6 dB(A)	77.6 dB(A)	74.6 dB(A)	77.6 dB(A)
Noise under normal temperature (sound pressure)	49.9 dB(A)	52.6 dB(A)	49.9 dB(A)	52.6 dB(A)
Surge protection specification (RJ45 service port)	±7 kV	±7 kV	±7 kV	±7 kV
Surge protection specification (power port)	<ul style="list-style-type: none"> AC power port: <ul style="list-style-type: none"> Differential mode: ±6 kV Common mode: ±6 kV DC power port: <ul style="list-style-type: none"> Differential mode: ±1 kV 	<ul style="list-style-type: none"> AC power port: <ul style="list-style-type: none"> Differential mode: ±6 kV Common mode: ±6 kV DC power port: <ul style="list-style-type: none"> Differential mode: ±1 kV 	<ul style="list-style-type: none"> AC power port: <ul style="list-style-type: none"> Differential mode: ±6 kV Common mode: ±6 kV DC power port: <ul style="list-style-type: none"> Differential mode: ±1 kV 	<ul style="list-style-type: none"> AC power port: <ul style="list-style-type: none"> Differential mode: ±6 kV Common mode: ±6 kV DC power port: <ul style="list-style-type: none"> Differential mode: ±1 kV

Item		S5730-36C-HI	S5730-44C-HI	S5730-60C-HI	S5730-68C-HI
		– Common mode: ± 2 kV	– Common mode: ± 2 kV	– Differential mode: ± 1 kV – Common mode: ± 2 kV	– Common mode: ± 2 kV
Reliability	MTBF (year) ²	47.53	50.95	47.28	49.29
	MTTR (hour)	2	2	2	2
	Availability	> 0.99999	> 0.99999	> 0.99999	> 0.99999
Certification		<ul style="list-style-type: none"> • EMC certification • Safety certification • Manufacturing certification <p>For details about certifications, see the section Safety and Regulatory Compliance.</p>	<ul style="list-style-type: none"> • EMC certification • Safety certification • Manufacturing certification <p>For details about certifications, see the section Safety and Regulatory Compliance.</p>	<ul style="list-style-type: none"> • EMC certification • Safety certification • Manufacturing certification <p>For details about certifications, see the section Safety and Regulatory Compliance.</p>	<ul style="list-style-type: none"> • EMC certification • Safety certification • Manufacturing certification <p>For details about certifications, see the section Safety and Regulatory Compliance.</p>

Hardware specifications of PoE-capable S5730-HI models

Item		S5730-36C-PWH-HI	S5730-44C-PWH-HI	S5730-60C-PWH-HI	S5730-68C-PWH-HI
Physical specifications	Chassis dimensions (W x D x H, mm)	442 x 420 x 44.4	442 x 420 x 44.4	442 x 420 x 44.4	442 x 420 x 44.4
	Chassis height	1 U	1 U	1 U	1 U
	Chassis weight (full configuration weight, including weight of packaging materials)	8.76 kg (19.31 lb)	8.52 kg (18.78 lb)	9 kg (19.84 lb)	8.7 kg (19.18 lb)
Fixed port	GE port	24	24	48	48
	10GE port	4	4	4	4
Flexible card	Card slot	1	2	1	2
	Card type	<ul style="list-style-type: none"> • 8-port Ethernet 10GBASE-T interface card (non-GE-capable) • 2-port 40GE QSFP+ interface card • 8-port 10GE 	<ul style="list-style-type: none"> • Slot 1: <ul style="list-style-type: none"> – 8-port Ethernet 10GBASE-T interface card (non-GE-capable) – 2-port 40GE QSFP+ 	<ul style="list-style-type: none"> • 8-port Ethernet 10GBASE-T interface card (non-GE-capable) • 2-port 40GE QSFP+ interface card • 8-port 10GE 	<ul style="list-style-type: none"> • Slot 1: <ul style="list-style-type: none"> – 8-port Ethernet 10GBASE-T interface card (non-GE-capable) – 2-port 40GE

Item		S5730-36C-PWH-HI	S5730-44C-PWH-HI	S5730-60C-PWH-HI	S5730-68C-PWH-HI
		SFP+ interface card (GE-capable)	interface card <ul style="list-style-type: none"> – 8-port 10GE SFP+ interface card (GE-capable) • Slot 2: Cards are not supported at present. 	SFP+ interface card (the last four ports are GE-capable.)	QSFP+ interface card <ul style="list-style-type: none"> – 8-port 10GE SFP+ interface card (the last four ports are GE-capable.) • Slot 2: Cards are not supported at present.
	Card specification	For details about cards, see the section Card Types .	For details about cards, see the section Card Types .	For details about cards, see the section Card Types .	For details about cards, see the section Card Types .
Management port	ETH port	Supported	Supported	Supported	Supported
	Console port (RJ45)	Supported	Supported	Supported	Supported
	USB port	USB 2.0	USB 2.0	USB 2.0	USB 2.0
CPU	Frequency	1.5 GHz	1.5 GHz	1.5 GHz	1.5 GHz
	Cores	8	8	8	8
Storage	Memory (RAM)	4 GB	2 GB	4 GB	2 GB
	Flash memory	Hardware: 1 GB, of which 624 MB is available for users NOTE The S5730-36C-PWH-HI and S5730-60C-PWH-HI support SSD cards (240 GB).	Hardware: 1 GB, of which 624 MB is available for users	Hardware: 1 GB, of which 624 MB is available for users NOTE The S5730-36C-PWH-HI and S5730-60C-PWH-HI support SSD cards (240 GB).	Hardware: 1 GB, of which 624 MB is available for users
Power supply system	Power supply type	<ul style="list-style-type: none"> • 1150 W AC (pluggable) • 1000 W AC (pluggable) • 500 W AC (pluggable) • 650 W DC (pluggable) 	<ul style="list-style-type: none"> • 1150 W AC (pluggable) • 1000 W AC (pluggable) • 500 W AC (pluggable) • 650 W DC (pluggable) 	<ul style="list-style-type: none"> • 1150 W AC (pluggable) • 1000 W AC (pluggable) • 500 W AC (pluggable) • 650 W DC (pluggable) 	<ul style="list-style-type: none"> • 1150 W AC (pluggable) • 1000 W AC (pluggable) • 500 W AC (pluggable) • 650 W DC (pluggable)
	Power supply specification	For details about power supplies, see the section Power Supply .	For details about power supplies, see the section Power Supply .	For details about power supplies, see the section Power Supply .	For details about power supplies, see the section Power Supply .

Item		S5730-36C-PWH-HI	S5730-44C-PWH-HI	S5730-60C-PWH-HI	S5730-68C-PWH-HI
	Rated voltage range	<ul style="list-style-type: none"> AC: 100 V AC to 240 V AC; 50/60 Hz DC: -48 V DC to -60 V DC 	<ul style="list-style-type: none"> AC: 100 V AC to 240 V AC; 50/60 Hz DC: -48 V DC to -60 V DC 	<ul style="list-style-type: none"> AC: 100 V AC to 240 V AC; 50/60 Hz DC: -48 V DC to -60 V DC 	<ul style="list-style-type: none"> AC: 100 V AC to 240 V AC; 50/60 Hz DC: -48 V DC to -60 V DC
	Maximum voltage range	<ul style="list-style-type: none"> AC: 90 V AC to 264 V AC; 47-63 Hz DC: -36 V DC to -72 V DC 	<ul style="list-style-type: none"> AC: 90 V AC to 264 V AC; 47-63 Hz DC: -36 V DC to -72 V DC 	<ul style="list-style-type: none"> AC: 90 V AC to 264 V AC; 47-63 Hz DC: -36 V DC to -72 V DC 	<ul style="list-style-type: none"> AC: 90 V AC to 264 V AC; 47-63 Hz DC: -36 V DC to -72 V DC
	Maximum input current	<ul style="list-style-type: none"> 500 W AC: 7 A 650 W DC: 20 A 1150 W: 10 A 1000 W: 12 A 	<ul style="list-style-type: none"> 500 W AC: 7 A 650 W DC: 20 A 1150 W: 10 A 1000 W: 12 A 	<ul style="list-style-type: none"> 500 W AC: 7 A 650 W DC: 20 A 1150 W: 10 A 1000 W: 12 A 	<ul style="list-style-type: none"> 500 W AC: 7 A 650 W DC: 20 A 1150 W: 10 A 1000 W: 12 A
	Maximum power consumption of the device	<ul style="list-style-type: none"> 500 W AC/650 W DC: <ul style="list-style-type: none"> Without cards and PDs: 90 W With PDs: 815 W (PDs: 739.2 W) 1150 W AC/1000 W AC: <ul style="list-style-type: none"> Without cards and PDs: 105.9 W With PDs: 1595 W (PDs: 1440 W) 	<ul style="list-style-type: none"> 500 W AC/650 W DC: <ul style="list-style-type: none"> Without cards and PDs: 94 W With PDs: 830 W 1150 W AC/1000 W AC: <ul style="list-style-type: none"> Without cards and PDs: 107.6 W With PDs: 1596 W (PDs: 1440 W) 	<ul style="list-style-type: none"> 500 W AC/650 W DC: <ul style="list-style-type: none"> Without cards and PDs: 106 W With PDs: 830 W (PDs: 739.2 W) 1150 W AC/1000 W AC: <ul style="list-style-type: none"> Without cards and PDs: 116.3 W With PDs: 1608 W (PDs: 1440 W) 	<ul style="list-style-type: none"> 500 W AC/650 W DC: <ul style="list-style-type: none"> Without cards and PDs: 106 W With PDs: 830 W 1150 W AC/1000 W AC: <ul style="list-style-type: none"> Without cards and PDs: 116.3 W With PDs: 1608 W (PDs: 1440 W)
	Power consumption in the case of 30% traffic load ¹	<ul style="list-style-type: none"> 500 W AC (without cards and PDs): 66 W 1150 W AC/1000 W AC (without cards and PDs): 73 W 	<ul style="list-style-type: none"> 500 W AC (without cards and PDs): 65 W 1150 W AC/1000 W AC (without cards and PDs): 71 W 	<ul style="list-style-type: none"> 500 W AC (without cards and PDs): 80 W 1150 W AC/1000 W AC (without cards and PDs): 83 W 	<ul style="list-style-type: none"> 500 W AC (without cards and PDs): 72 W 1150 W AC/1000 W AC (without cards and PDs): 76 W
	Power consumption in the case of 100% traffic load ¹	<ul style="list-style-type: none"> 500 W AC (without cards and PDs): 69 W 1150 W AC/1000 W AC (without cards and PDs): 73 W 	<ul style="list-style-type: none"> 500 W AC (without cards and PDs): 69 W 1150 W AC/1000 W AC (without cards and PDs): 71 W 	<ul style="list-style-type: none"> 500 W AC (without cards and PDs): 85 W 1150 W AC/1000 W AC (without cards and PDs): 83 W 	<ul style="list-style-type: none"> 500 W AC (without cards and PDs): 76 W 1150 W AC/1000 W AC (without cards and PDs): 76 W

Item		S5730-36C-PWH-HI	S5730-44C-PWH-HI	S5730-60C-PWH-HI	S5730-68C-PWH-HI
		and PDs): 76 W	73 W	(without cards and PDs): 88 W	and PDs): 80 W
Heat dissipation system	Heat dissipation mode	Air-cooled heat dissipation and intelligent fan speed adjustment	Air-cooled heat dissipation and intelligent fan speed adjustment	Air-cooled heat dissipation and intelligent fan speed adjustment	Air-cooled heat dissipation and intelligent fan speed adjustment
	Number of fan modules	Pluggable dual fans	3	Pluggable dual fans	3
	Airflow	Air flows in from the left and right sides as well as the front panel, and exhausts from the rear panel	Air flows in from the left side and exhausts from the right side	Air flows in from the left and right sides as well as the front panel, and exhausts from the rear panel	Air flows in from the left side and front panel and exhausts from the right side
	Maximum heat dissipation of the device (BTU/hour)	<ul style="list-style-type: none"> 500 W AC/650 W DC (without cards and PDs): 307 1150 W AC/1000 W AC (without cards and PDs): 361 	<ul style="list-style-type: none"> 500 W AC/650 W DC (without cards and PDs): 287 1150 W AC/1000 W AC (without cards and PDs): 369 	<ul style="list-style-type: none"> 500 W AC/650 W DC (without cards and PDs): 362 1150 W AC/1000 W AC (without cards and PDs): 410 	<ul style="list-style-type: none"> 500 W AC/650 W DC (without cards and PDs): 362 1150 W AC/1000 W AC (without cards and PDs): 396
Environment parameters	Long-term operating temperature	<ul style="list-style-type: none"> 0-1800 m: 0°C to 45°C 1800-5000 m: The operating temperature decreases 1°C every time the altitude increases 220 m. 	<ul style="list-style-type: none"> 0-1800 m: 0°C to 45°C 1800-5000 m: The operating temperature decreases 1°C every time the altitude increases 220 m. 	<ul style="list-style-type: none"> 0-1800 m: 0°C to 45°C 1800-5000 m: The operating temperature decreases 1°C every time the altitude increases 220 m. 	<ul style="list-style-type: none"> 0-1800 m: 0°C to 45°C 1800-5000 m: The operating temperature decreases 1°C every time the altitude increases 220 m.
	Short-term operating temperature	<ul style="list-style-type: none"> 0-1800 m: -5°C to +50°C 1800-5000 m: The operating temperature decreases 1°C every time the altitude increases 220 m. <p>NOTE Short term indicates that the successive operating time is no more than 96 hours, the total operating time is no more than</p>	<ul style="list-style-type: none"> 0-1800 m: -5°C to +50°C 1800-5000 m: The operating temperature decreases 1°C every time the altitude increases 220 m. <p>NOTE Short term indicates that the successive operating time is no more than 96 hours, the total operating time is no more than 360 hours, or the</p>	<ul style="list-style-type: none"> 0-1800 m: -5°C to +50°C 1800-5000 m: The operating temperature decreases 1°C every time the altitude increases 220 m. <p>NOTE Short term indicates that the successive operating time is no more than 96 hours, the total operating time is no more than</p>	<ul style="list-style-type: none"> 0-1800 m: -5°C to +50°C 1800-5000 m: The operating temperature decreases 1°C every time the altitude increases 220 m. <p>NOTE Short term indicates that the successive operating time is no more than 96 hours, the total operating time is no more than</p>

Item	S5730-36C-PWH-HI	S5730-44C-PWH-HI	S5730-60C-PWH-HI	S5730-68C-PWH-HI
	360 hours, or the number of times the operating temperature is over 45°C is no more than 15 in a year.	number of times the operating temperature is over 45°C is no more than 15 in a year.	360 hours, or the number of times the operating temperature is over 45°C is no more than 15 in a year.	360 hours, or the number of times the operating temperature is over 45°C is no more than 15 in a year.
Storage temperature	-40°C to +70°C	-40°C to +70°C	-40°C to +70°C	-40°C to +70°C
Relative humidity	5%–95% (non-condensing)	5%–95% (non-condensing)	5%–95% (non-condensing)	5%–95% (non-condensing)
Operating altitude	<ul style="list-style-type: none"> AC: 5000 m DC: 2000 m 	<ul style="list-style-type: none"> AC: 5000 m DC: 2000 m 	<ul style="list-style-type: none"> AC: 5000 m DC: 2000 m 	<ul style="list-style-type: none"> AC: 5000 m DC: 2000 m
Noise under normal temperature (sound power)	<ul style="list-style-type: none"> 1150 W: 69 dB(A) 650 W/500 W: 55 dB(A) 	<ul style="list-style-type: none"> 1150 W: 69.6 dB(A) 650 W/500 W: 57.2 dB(A) 	<ul style="list-style-type: none"> 1150 W: 69 dB(A) 650 W/500 W: 55 dB(A) 	<ul style="list-style-type: none"> 1150 W: 69.6 dB(A) 650 W/500 W: 57.2 dB(A)
Noise under high temperature (sound power)	<ul style="list-style-type: none"> 1150 W: 75.4 dB(A) 650 W/500 W: 74.3 dB(A) 	<ul style="list-style-type: none"> 1150 W: 78.7 dB(A) 650 W/500 W: 77.6 dB(A) 	<ul style="list-style-type: none"> 1150 W: 75.4 dB(A) 650 W/500 W: 74.3 dB(A) 	<ul style="list-style-type: none"> 1150 W: 78.7 dB(A) 650 W/500 W: 77.6 dB(A)
Noise under normal temperature (sound pressure)	<ul style="list-style-type: none"> 1150 W: 66 dB(A) 650 W/500 W: 52 dB(A) 	<ul style="list-style-type: none"> 1150 W: 66.6 dB(A) 650 W/500 W: 54.2 dB(A) 	<ul style="list-style-type: none"> 1150 W: 66 dB(A) 650 W/500 W: 52 dB(A) 	<ul style="list-style-type: none"> 1150 W: 66.6 dB(A) 650 W/500 W: 54.2 dB(A)
Surge protection specification (RJ45 service port)	±7kV	±7kV	±7kV	±7kV
Surge protection specification (power port)	<ul style="list-style-type: none"> 500 W AC/1000 W AC power port: <ul style="list-style-type: none"> Differential mode: ±6 kV Common mode: ±6 kV DC power port: <ul style="list-style-type: none"> Differential mode: ±2 kV Common mode: ±4 kV 1150 W AC power port: <ul style="list-style-type: none"> Differential mode: ±4 kV 	<ul style="list-style-type: none"> 500 W AC/1000 W AC power port: <ul style="list-style-type: none"> Differential mode: ±6 kV Common mode: ±6 kV DC power port: <ul style="list-style-type: none"> Differential mode: ±2 kV Common mode: ±4 kV 1150 W AC power port: <ul style="list-style-type: none"> Differential mode: ±4 kV Common mode: ±2 kV 	<ul style="list-style-type: none"> 500 W AC/1000 W AC power port: <ul style="list-style-type: none"> Differential mode: ±6 kV Common mode: ±6 kV DC power port: <ul style="list-style-type: none"> Differential mode: ±2 kV Common mode: ±4 kV 1150 W AC power port: <ul style="list-style-type: none"> Differential mode: ±4 kV 	<ul style="list-style-type: none"> 500 W AC/1000 W AC power port: <ul style="list-style-type: none"> Differential mode: ±6 kV Common mode: ±6 kV DC power port: <ul style="list-style-type: none"> Differential mode: ±2 kV Common mode: ±4 kV 1150 W AC power port: <ul style="list-style-type: none"> Differential mode: ±4 kV

Item		S5730-36C-PWH-HI	S5730-44C-PWH-HI	S5730-60C-PWH-HI	S5730-68C-PWH-HI
		kV - Common mode: ± 2 kV		kV - Common mode: ± 2 kV	kV - Common mode: ± 2 kV
Reliability	MTBF (year) ²	53.93	49.48	46.09	48.31
	MTTR (hour)	2	2	2	2
	Availability	> 0.99999	> 0.99999	> 0.99999	> 0.99999
Certification		<ul style="list-style-type: none"> • EMC certification • Safety certification • Manufacturing certification <p>For details about certifications, see the section Safety and Regulatory Compliance.</p>	<ul style="list-style-type: none"> • EMC certification • Safety certification • Manufacturing certification <p>For details about certifications, see the section Safety and Regulatory Compliance.</p>	<ul style="list-style-type: none"> • EMC certification • Safety certification • Manufacturing certification <p>For details about certifications, see the section Safety and Regulatory Compliance.</p>	<ul style="list-style-type: none"> • EMC certification • Safety certification • Manufacturing certification <p>For details about certifications, see the section Safety and Regulatory Compliance.</p>

NOTE

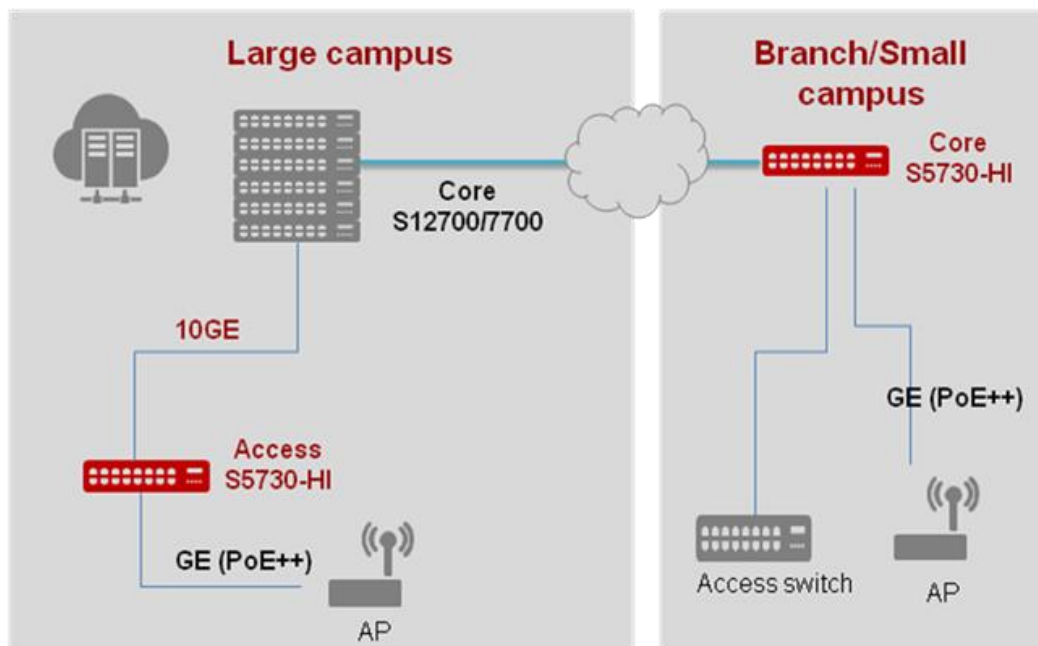
1: The power consumption under different load conditions is calculated according to the ATIS standard. Additionally, the EEE function is enabled and there is no PoE power output.

2: The reliability parameter values are calculated based on the typical configuration of the device. The parameter values vary according to the modules configured by the customer.

Networking and Applications

Large Enterprise Campuses and Branch/Small Campuses

As shown in the following figure, the S5730-HI switches are located at the access/core layer to build a high-performance, reliable enterprise campus network.



Huawei S5730-HI is the next-generation fixed agile switch. The S5730-HI has large table sizes and buffers, avoiding packet loss in traffic bursts. It supports wired and wireless convergence and unified management on devices, users, and services. The S5730-HI can be used as the core device on an enterprise branch network or a small campus network or as the aggregation or access device on a large campus network, to achieve a manageable and reliable enterprise campus network with scalable services.

Product Accessories

Optical Modules and Fibers

The S5730-HI supports the following GE and 10GE optical modules:

- GE: 100 m electrical, 500 m optical multi-mode, 10/40/80/100 km optical single-mode, two pairs of bidirectional optical modules (10/40 km)
- 10GE: 100/220/300 m SFP+ multi-mode, 1.4/10/40/80 km optical SFP+
- 40GE: 150/400 m QSFP+ optical multi-mode, 1.4/2/10/40 km optical single-mode

Optical fibers fall into single-mode and multi-mode fibers. Single-mode optical modules use single-mode fibers, and multi-mode optical modules use multi-mode fibers. For a non-BIDI optical module, each optical interface must be configured with a Tx optical fiber and an Rx optical fiber of the same type. For a BIDI optical module, only one optical fiber needs to be configured.

The fibers and optical modules supported by Huawei switches are being updated. For the latest information, visit <http://support.huawei.com/enterprise/en/doc/EDOC1000013597?section=j07w&topicName=pluggable-modules-for-interfaces> or contact your local Huawei sales office.

Stack Cables

The S5730-HI switches support service port stacking. The applicable stack cables are as follows:

- AOC cable

An active optical network (AOC) cable integrates an optical module and a fiber. The AOC cables are available in SFP-10G-AOC3M and SFP-10G-AOC10M.

- SFP+ high-speed cable

The SFP+ high-speed cable also integrates an optical module and a fiber. The SFP+ high-speed cables are available in SFP-10G-CU1M, SFP-10G-CU3M, SFP-10G-CU5M, and SFP-10G-CU10M.

- QSFP+ high-speed cable

The QSFP+ high-speed cable also integrates an optical module and a fiber. The QSFP+ high-speed cables are available in QSFP-40G-CU1M, QSFP-40G-CU3M, and QSFP-40G-CU5M.

Stack cable types and connectors available to the S5730-HI series

Stack Cable	Model	Cable Length	Connector
AOC	SFP-10G-AOC3M	3 m	SFP+
	SFP-10G-AOC10M	10 m	SFP+
	QSFP-H40G-AOC10M	10 m	QSFP+
	QSFP-4SFP10-AOC10M	10 m	4*SFP+
SFP+ high-speed	SFP-10G-CU1M	1 m	SFP+
	SFP-10G-CU3M	3 m	SFP+
	SFP-10G-CU5M	5 m	SFP+
	SFP-10G-CU10M	10 m	SFP+
QSFP+ high-speed	QSFP-40G-CU1M	1 m	QSFP+
	QSFP-40G-CU3M	3 m	QSFP+
	QSFP-40G-CU5M	5 m	QSFP+
	QSFP-4SFP10G-CU1M	1 m	4*SFP+
	QSFP-4SFP10G-CU3M	3 m	4*SFP+
	QSFP-4SFP10G-CU5M	5 m	4*SFP+

NOTE

For more information about stack cables applicable to the S5730-HI series, visit <http://support.huawei.com/enterprise/en/doc/EDOC1000013597?section=j07f&topicName=cables> or contact your local Huawei sales office.

Safety and Regulatory Compliance

The following table lists the safety and regulatory compliance of the S5730-HI.

Safety and regulatory compliance of the S5730-HI series

Certification Category	Description
Safety	<ul style="list-style-type: none"> • IEC 60950-1 • EN 60950-1/A11/A12 • UL 60950-1 • CSA C22.2 No 60950-1 • AS/NZS 60950.1 • CNS 14336-1 • IEC60825-1 • IEC60825-2

Certification Category	Description
	<ul style="list-style-type: none"> EN60825-1 EN60825-2
Electromagnetic Compatibility (EMC)	<ul style="list-style-type: none"> HiSec InsightPR22 Class A HiSec InsightPR24 EN55022 Class A EN55024 ETSI EN 300 386 Class A CFR 47 FCC Part 15 Class A ICES 003 Class A AS/NZS HiSec InsightPR22 Class A VCCI Class A IEC61000-4-2 ITU-T K 20 ITU-T K 21 ITU-T K 44 CNS13438
Environment	<ul style="list-style-type: none"> RoHS REACH WEEE

NOTE

- EMC: electromagnetic compatibility
- HiSec InsightPR: International Special Committee on Radio Interference
- EN: European Standard
- ETSI: European Telecommunications Standards Institute
- CFR: Code of Federal Regulations
- FCC: Federal Communication Commission
- IEC: International Electrotechnical Commission
- AS/NZS: Australian/New Zealand Standard
- VCCI: Voluntary Control Council for Interference
- UL: Underwriters Laboratories
- CSA: Canadian Standards Association
- IEEE: Institute of Electrical and Electronics Engineers
- RoHS: restriction of the use of certain hazardous substances
- REACH: Registration Evaluation Authorization and Restriction of Chemicals
- WEEE: Waste Electrical and Electronic Equipment

MIB and Standards Compliance

Supported MIBs

The following table lists the MIBs supported by the S5730-HI.

MIBs supported by the S5730-HI series

Category	MIB
----------	-----

Category	MIB
Public MIB	<ul style="list-style-type: none"> • BRIDGE-MIB • DISMAN-NSLOOKUP-MIB • DISMAN-PING-MIB • DISMAN-TRACEROUTE-MIB • ENTITY-MIB • EtherLike-MIB • IF-MIB • IP-FORWARD-MIB • IPv6-MIB • LAG-MIB • LLDP-EXT-DOT1-MIB • LLDP-EXT-DOT3-MIB • LLDP-MIB • MPLS-FTN-STD-MIB • MPLS-L3VPN-STD-MIB • MPLS-LDP-GENERIC-STD-MIB • MPLS-LDP-STD-MIB • MPLS-LSR-STD-MIB • MPLS-TE-STD-MIB • NOTIFICATION-LOG-MIB • NQA-MIB • OSPF-TRAP-MIB • P-BRIDGE-MIB • Q-BRIDGE-MIB • RFC1213-MIB • RIPv2-MIB • RMON2-MIB • RMON-MIB • SAVI-MIB • SNMP-FRAMEWORK-MIB • SNMP-MPD-MIB • SNMP-NOTIFICATION-MIB • SNMP-TARGET-MIB • SNMP-USER-BASED-SM-MIB • SNMPv2-MIB • TCP-MIB • UDP-MIB
Huawei-proprietary MIB	<ul style="list-style-type: none"> • HUAWEI-AAA-MIB • HUAWEI-ACL-MIB • HUAWEI-ALARM-MIB • HUAWEI-ALARM-RELIABILITY-MIB • HUAWEI-BASE-TRAP-MIB • HUAWEI-BRAS-RADIUS-MIB • HUAWEI-BRAS-SRVCFG-EAP-MIB

Category	MIB
	<ul style="list-style-type: none"> • HUAWEI-BRAS-SRVCFG-STATICUSER-MIB • HUAWEI-CBQOS-MIB • HUAWEI-CDP-COMPLIANCE-MIB • HUAWEI-CONFIG-MAN-MIB • HUAWEI-CPU-MIB • HUAWEI-DAD-TRAP-MIB • HUAWEI-DC-MIB • HUAWEI-DATASYNC-MIB • HUAWEI-DEVICE-MIB • HUAWEI-DHCPR-MIB • HUAWEI-DHCPS-MIB • HUAWEI-DHCP-SNOOPING-MIB • HUAWEI-DIE-MIB • HUAWEI-DNS-MIB • HUAWEI-DLDP-MIB • HUAWEI-ELMI-MIB • HUAWEI-ERPS-MIB • HUAWEI-ERRORDOWN-MIB • HUAWEI-ENERGYMNGT-MIB • HUAWEI-EASY-OPERATION-MIB • HUAWEI-ENTITY-EXTENT-MIB • HUAWEI-ENTITY-TRAP-MIB • HUAWEI-ETHARP-MIB • HUAWEI-ETHOAM-MIB • HUAWEI-FLASH-MAN-MIB • HUAWEI-FWD-RES-TRAP-MIB • HUAWEI-GARP-APP-MIB • HUAWEI-GTSM-MIB • HUAWEI-HGMP-MIB • HUAWEI-HWTACACS-MIB • HUAWEI-IF-EXT-MIB • HUAWEI-INFOCENTER-MIB • HUAWEI-IPPOOL-MIB • HUAWEI-IPV6-MIB • HUAWEI-ISOLATE-MIB • HUAWEI-L2IF-MIB • HUAWEI-L2MAM-MIB • HUAWEI-L2VLAN-MIB • HUAWEI_LDT-MIB • HUAWEI-LLDP-MIB • HUAWEI-MAC-AUTHEN-MIB • HUAWEI-MEMORY-MIB • HUAWEI-MFF-MIB • HUAWEI-MFLP-MIB

Category	MIB
	<ul style="list-style-type: none"> • HUAWEI-MSTP-MIB • HUAWEI-BGP-VPN-MIB • HUAWEI-CCC-MIB • HUAWEI-MULTICAST-MIB • HUAWEI-NAP-MIB • HUAWEI-NTPV3-MIB • HUAWEI-PERFORMANCE-MIB • HUAWEI-PORT-MIB • HUAWEI-PORTAL-MIB • HUAWEI-QINQ-MIB • HUAWEI-RIPv2-EXT-MIB • HUAWEI-RM-EXT-MIB • HUAWEI-RRPP-MIB • HUAWEI-SECURITY-MIB • HUAWEI-SEP-MIB • HUAWEI-SNMP-EXT-MIB • HUAWEI-SSH-MIB • HUAWEI-STACK-MIB • HUAWEI-SWITCH-L2MAM-EXT-MIB • HUAWEI-SWITCH-SRV-TRAP-MIB • HUAWEI-SYS-MAN-MIB • HUAWEI-TCP-MIB • HUAWEI-TFTPC-MIB • HUAWEI-TRNG-MIB • HUAWEI-XQOS-MIB

For more information about MIBs supported by the S5730-HI series, visit <https://support.huawei.com/enterprise/en/switches/s5700-pid-6691579?category=reference-guides&subcategory=mib-reference>

Standard Compliance

The following table lists the standards that the S5730-HI complies with.

Standard compliance list of the S5730-HI series

Standard Organization	Standard or Protocol
IETF	<ul style="list-style-type: none"> • RFC 768 User Datagram Protocol (UDP) • RFC 792 Internet Control Message Protocol (ICMP) • RFC 793 Transmission Control Protocol (TCP) • RFC 826 Ethernet Address Resolution Protocol (ARP) • RFC 854 Telnet Protocol Specification • RFC 951 Bootstrap Protocol (BOOTP) • RFC 959 File Transfer Protocol (FTP) • RFC 1058 Routing Information Protocol (RIP) • RFC 1112 Host extensions for IP multicasting • RFC 1157 A Simple Network Management Protocol (SNMP)

Standard Organization	Standard or Protocol
	<ul style="list-style-type: none"> • RFC 1256 ICMP Router Discovery • RFC 1305 Network Time Protocol Version 3 (NTP) • RFC 1349 Internet Protocol (IP) • RFC 1493 Definitions of Managed Objects for Bridges • RFC 1542 Clarifications and Extensions for the Bootstrap Protocol • RFC 1643 Ethernet Interface MIB • RFC 1757 Remote Network Monitoring (RMON) • RFC 1901 Introduction to Community-based SNMPv2 • RFC 1902-1907 SNMP v2 • RFC 1981 Path MTU Discovery for IP version 6 • RFC 2131 Dynamic Host Configuration Protocol (DHCP) • RFC 2328 OSPF Version 2 • RFC 2453 RIP Version 2 • RFC 2460 Internet Protocol, Version 6 Specification (IPv6) • RFC 2461 Neighbor Discovery for IP Version 6 (IPv6) • RFC 2462 IPv6 Stateless Address Auto configuration • RFC 2463 Internet Control Message Protocol for IPv6 (ICMPv6) • RFC 2474 Differentiated Services Field (DS Field) • RFC 2740 OSPF for IPv6 (OSPFv3) • RFC 2863 The Interfaces Group MIB • RFC 2597 Assured Forwarding PHB Group • RFC 2598 An Expedited Forwarding PHB • RFC 2571 SNMP Management Frameworks • RFC 2865 Remote Authentication Dial In User Service (RADIUS) • RFC 3046 DHCP Option82 • RFC 3376 Internet Group Management Protocol, Version 3 (IGMPv3) • RFC 3513 IP Version 6 Addressing Architecture • RFC 3579 RADIUS Support For EAP • RFC 4271 A Border Gateway Protocol 4 (BGP-4) • RFC 4760 Multiprotocol Extensions for BGP-4 • draft-grant-tacacs-02 TACACS+ • RFC 6241 Network Configuration Protocol (NETCONF) • RFC 6020 YANG - A Data Modeling Language for the Network Configuration Protocol (NETCONF)
IEEE	<ul style="list-style-type: none"> • IEEE 802.1D Media Access Control (MAC) Bridges • IEEE 802.1p Traffic Class Expediting and Dynamic Multicast Filtering • IEEE 802.1Q Virtual Bridged Local Area Networks • IEEE 802.1ad Provider Bridges • IEEE 802.2 Logical Link Control • IEEE Std 802.3 CSMA/CD • IEEE Std 802.3ab 1000BASE-T specification • IEEE Std 802.3ad Aggregation of Multiple Link Segments • IEEE Std 802.3ae 10GE WEN/LAN Standard

Standard Organization	Standard or Protocol
	<ul style="list-style-type: none"> • IEEE Std 802.3x Full Duplex and flow control • IEEE Std 802.3z Gigabit Ethernet Standard • IEEE802.1ax/IEEE802.3ad Link Aggregation • IEEE 802.3ah Ethernet in the First Mile. • IEEE 802.1ag Connectivity Fault Management • IEEE 802.1ab Link Layer Discovery Protocol • IEEE 802.1D Spanning Tree Protocol • IEEE 802.1w Rapid Spanning Tree Protocol • IEEE 802.1s Multiple Spanning Tree Protocol • IEEE 802.1x Port based network access control protocol • IEEE 802.3af DTE Power via MIDI • IEEE 802.3at DTE Power via the MDI Enhancements • IEEE 802.3bt DTE Power via MDI over 4-Pair • IEEE 802.3az Energy Efficient Ethernet • IEEE 802.1AE MAC Security (MACsec)
ITU	<ul style="list-style-type: none"> • ITU SG13 Y.17ethoam • ITU SG13 QoS control Ethernet-Based IP Access • ITU-T Y.1731 ETH OAM performance monitor
ISO	<ul style="list-style-type: none"> • ISO 10589 IS-IS Routing Protocol
MEF	<ul style="list-style-type: none"> • MEF 2 Requirements and Framework for Ethernet Service Protection • MEF 9 Abstract Test Suite for Ethernet Services at the UNI • MEF 10.2 Ethernet Services Attributes Phase 2 • MEF 11 UNI Requirements and Framework • MEF 13 UNI Type 1 Implementation Agreement • MEF 15 Requirements for Management of Metro Ethernet Phase 1 Network Elements • MEF 17 Service OAM Framework and Requirements • MEF 20 UNI Type 2 Implementation Agreement • MEF 23 Class of Service Phase 1 Implementation Agreement • Xmodem XMODEM/YMODEM Protocol Reference

NOTE

The listed standards and protocols are fully or partially supported by Huawei switches. For details, visit <http://e.huawei.com> or contact your local Huawei sales office.

Ordering Information

Ordering information of the S5730-HI series

Item	Product Description
1	S5730-36C-HI (24*10/100/1000BASE-T ports, 4*10GE SFP+ ports, 1*expansion slot, without power module)
2	S5730-44C-HI (24*10/100/1000BASE-T ports, 4*10GE SFP+ ports, 2*expansion slots, without power module)
3	S5730-36C-PWH-HI (24*10/100/1000BASE-T ports, 4*10GE SFP+ ports, 1*expansion slot, PoE++, without power module)

Item	Product Description
	module)
4	S5730-44C-PWH-HI (24*10/100/1000BASE-T ports, 4*10GE SFP+ ports, 2*expansion slots, PoE++, without power module)
5	S5730-60C-HI (48*10/100/1000BASE-T ports, 4*10GE SFP+ ports, 1*expansion slot, without power module)
6	S5730-68C-HI (48*10/100/1000BASE-T ports, 4*10GE SFP+ ports, 2*expansion slots, without power module)
7	S5730-60C-PWH-HI (48*10/100/1000BASE-T ports, 4*10GE SFP+ ports, 1*expansion slot, PoE++, without power module)
8	S5730-68C-PWH-HI (48*10/100/1000BASE-T ports, 4*10GE SFP+ ports, 2*expansion slots, PoE++, without power module)
9	150W AC Power Module (Black)
10	150W DC Power Module (Black)
11	500W AC PoE Power Module (Black, Power panel side exhaust)
12	650W DC PoE Power Module (Black, Power panel side exhaust)
13	1150W AC PoE Power Module
14	1000W AC PoE Power Module
15	2 40 Gig QSFP+ Interface Card
16	8-port 10GE BASE-T Interface Card
17	8-port 10GE SFP+ Interface Card
18	VXLAN Enhanced Function License
19	SVF Function License
20	FIBv4 Resource License-128K
21	WLAN access controller AP resource license-512AP
22	WLAN access controller AP resource license-128AP
23	WLAN access controller AP resource license-64AP
24	WLAN access controller AP resource license-16AP

More Information


For more information about Huawei Campus Switches, visit <http://e.huawei.com> or contact us in the following ways:

- Global service hotline: <http://e.huawei.com/en/service-hotline>
- Logging in to the Huawei Enterprise technical support website: <http://support.huawei.com/enterprise/>
- Sending an email to the customer service mailbox: support_e@huawei.com

Copyright © Huawei Technologies Co., Ltd. 2020. All rights reserved.

No part of this document may be reproduced or transmitted in any form or by any means without prior written consent of Huawei Technologies Co., Ltd.

Trademarks and Permissions

 HUAWEI and other Huawei trademarks are trademarks of Huawei Technologies Co., Ltd.

All other trademarks and trade names mentioned in this document are the property of their respective holders.

Notice

The purchased products, services and features are stipulated by the contract made between Huawei and the customer. All or part of the products, services and features described in this document may not be within the purchase scope or the usage scope. Unless otherwise specified in the contract, all statements, information, and recommendations in this document are provided "AS IS" without warranties, guarantees or representations of any kind, either express or implied.

The information in this document is subject to change without notice. Every effort has been made in the preparation of this document to ensure accuracy of the contents, but all statements, information, and recommendations in this document do not constitute a warranty of any kind, express or implied.

Huawei Technologies Co., Ltd.

Address:Huawei Industrial Base Bantian,
Longgang Shenzhen 518129 People's
Republic of China

Website:e.huawei.com